


# NORDICLINE SV8 PI

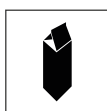
NordicLine



## Product categories



Cheese



Dairy products



Pre-packed  
fruit&veg



Sandwiches



Drinks



Frozen Food  
and Ice cream

## Technical features



Ventilated



Incorporated  
condensing unit



LED lighting



Hot-gas  
defrosting  
system



R290  
Propane  
refrigerant gas  
(R290)



High efficiency  
fans



ENERGY CLASS\*

Products	Lenght	Picture	Temperature	Description	Dimensions (LxHxD) mm	TDA m <sup>2</sup>
NordicLine SV8 PI 140 C	60		MT	Open Chiller	595x1396x730	1.1
	90				865x1396x730	1.3
	120				1951396x730	1.5
NordicLine SV8 PI 140 C GD	60		MT	Chiller with hinged glass doors	595x1396x730	1.1
	90				865x1396x730	1.3
	120				1195x396x730	1.5
NordicLine SV8 PI 140 C SGD	90		MT	Chiller with sliding glass doors	865x1396x730	1.3
	120				1195x396x730	1.5
NordicLine SV8 PI 140 F GD - Freezer	60		LT	Freezer with glass doors	595x1396x730	1.1
NordicLine SV8 PI 140 FC GD - Freezer	60		MT/LT	Freezer/Chiller with glass doors	595x1396x730	1.1
NordicLine SV8 PI 140 C GD 45 R GREY	120		MT	Chiller 45° right corner	1195x396x730	1.5
NordicLine SV8 PI 140 C GD 45 L GREY	120			Chiller 45° left corner	1951396x730	1.5
SV8 SU 140 D	93		Non Refrigerated	Dry shelf with 4 displays and divider	930x1396x730	-
SV8 SU 140 E	93		Non Refrigerated	Dry shelf with 3 baskets for brochures	930x1396x730	-
SV8 SU 140 F	93		Non Refrigerated	Dry shelf with 3 baskets for flowers	930x1396x730	-
SV8 SU 140 G	153		Non Refrigerated	Dry shelf heat cabinet back to back	1530x396x730	-

# NORDICLINE SV8 PI

NordicLine



## Product range

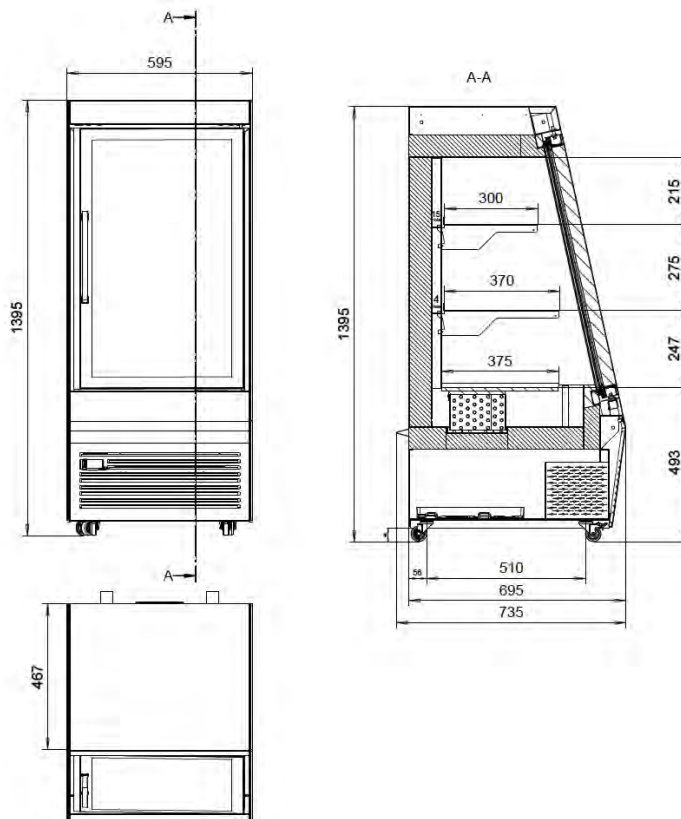
	SV8 PI C	SV8 PI GD/SGD	SV8 PI F/FC GD	SV8 PI C 45L/R
External length (mm)	600, 900	600, 900, 1200	600	1200
External height (mm)	1400	1400	1400	1400
External depth (mm)	700	700	700	700
Temperature range (°C)	3M2	3M0	3L1 / 3M0	3M0
Refrigerants	R290	R290	R290	R290
Energy efficiency class				

# NORDICLINE SV8 PI

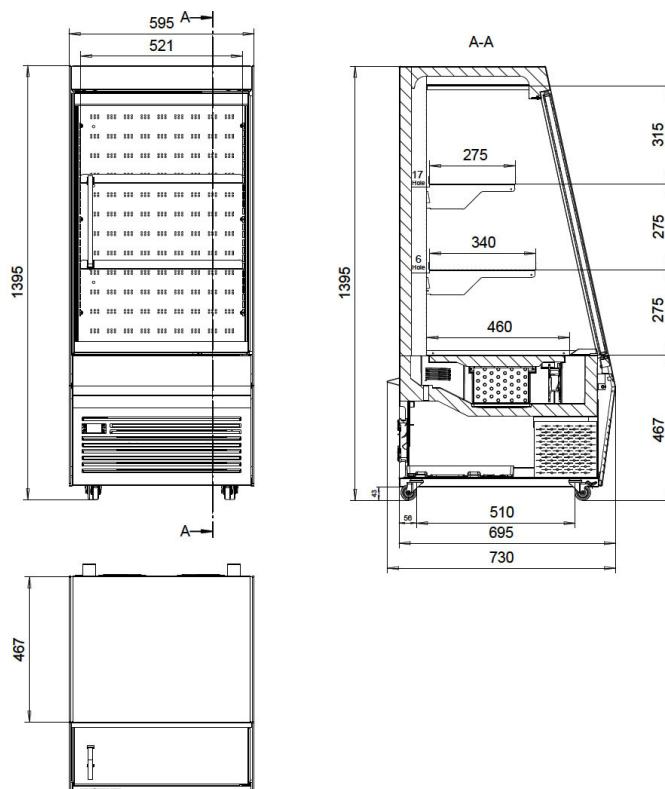
NordicLine

## Cross section

*SV8 PI 60 140 FC  
GD\_Freezer\_Closed*



*SV8 PI 60 140 C GD  
(2 shelves) Closed*

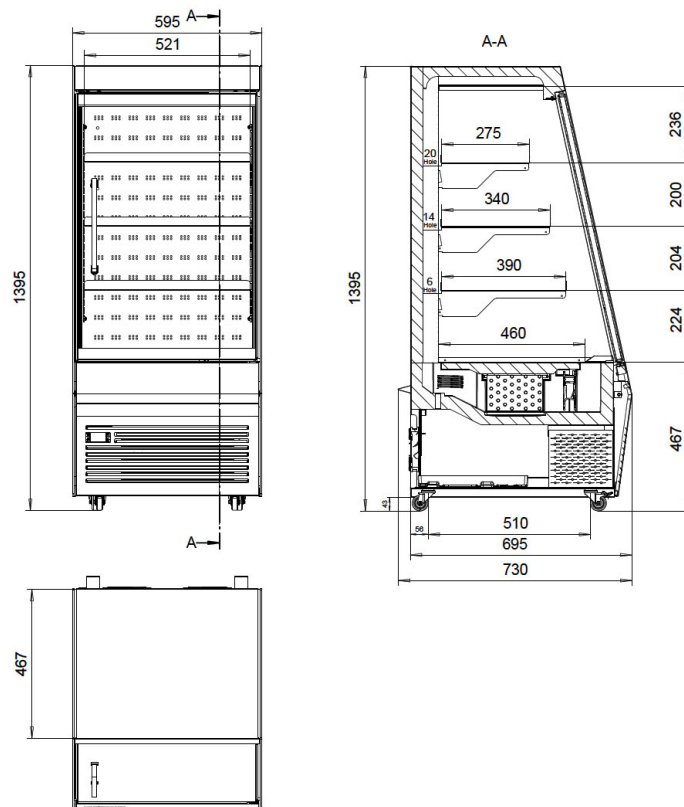


# NORDICLINE SV8 PI

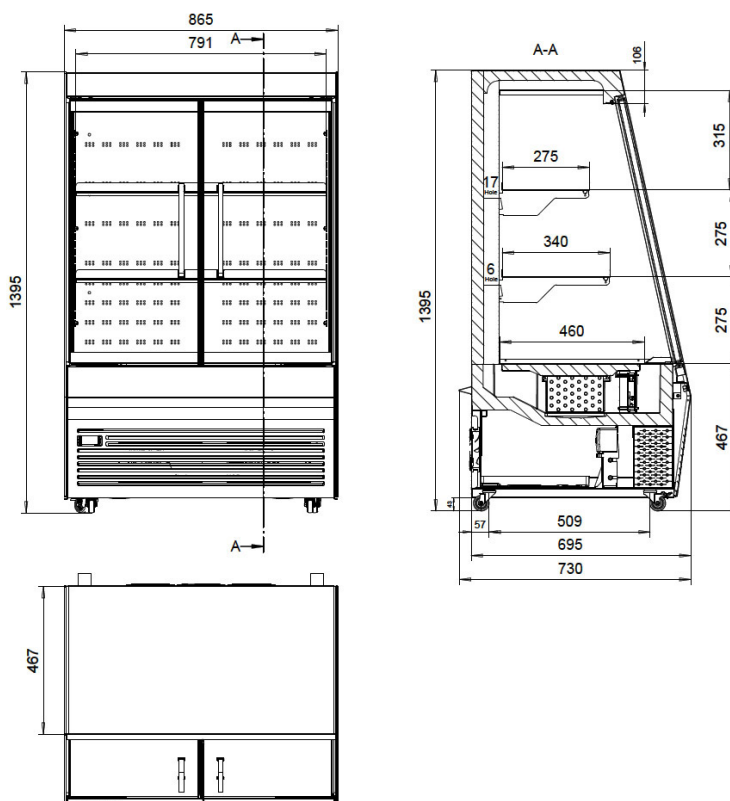
NordicLine

## Cross section

*SV8 PI 60 140 C GD  
(3 shelves) Closed*

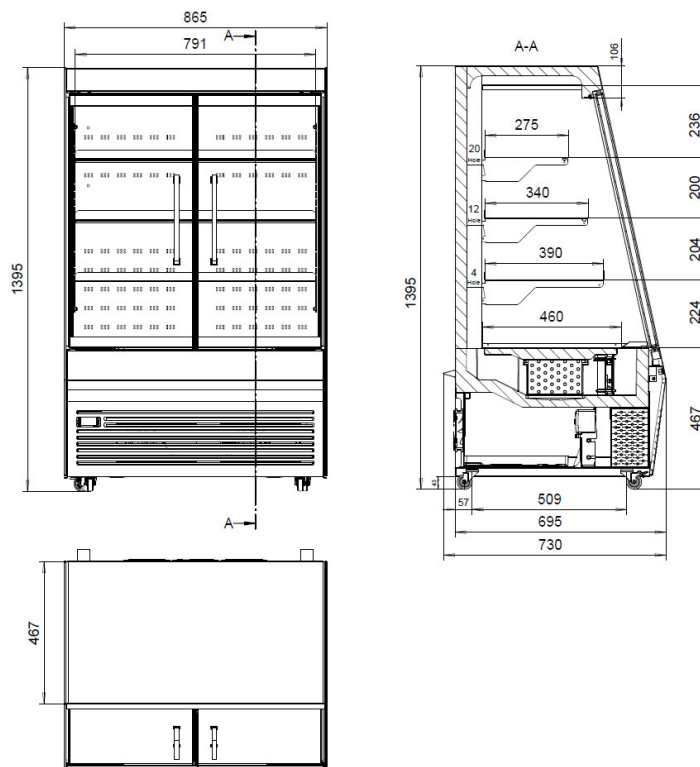


*SV8 PI 90 140 C GD  
(2 shelves) Closed*

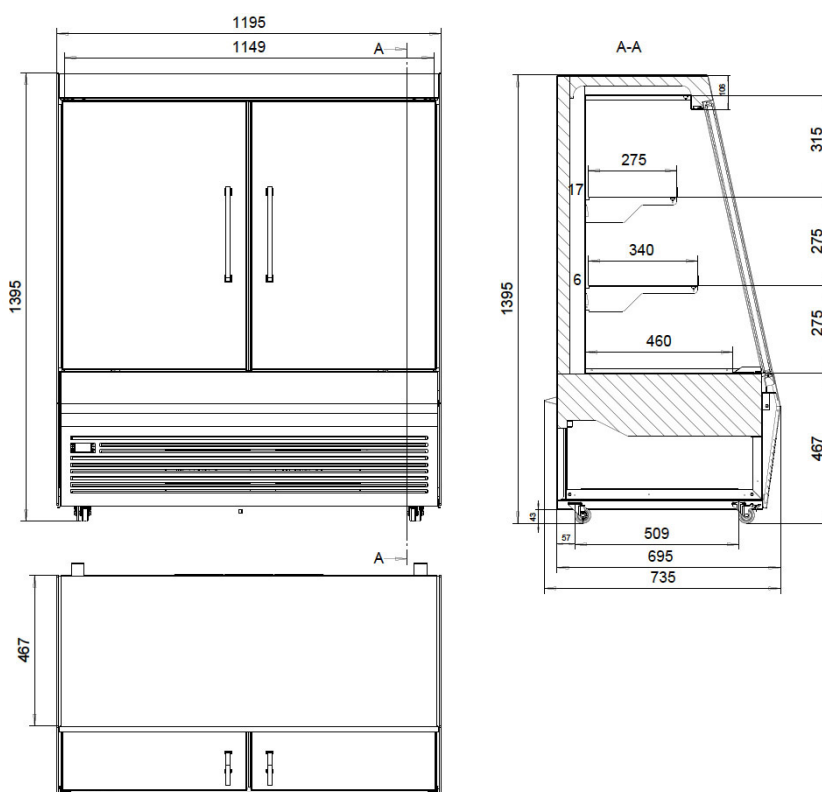


## Cross section

*SV8 PI 90 140 C GD  
(3 shelves) Closed*



*SV8 PI 120 140 C GD  
(2 shelves) Closed*

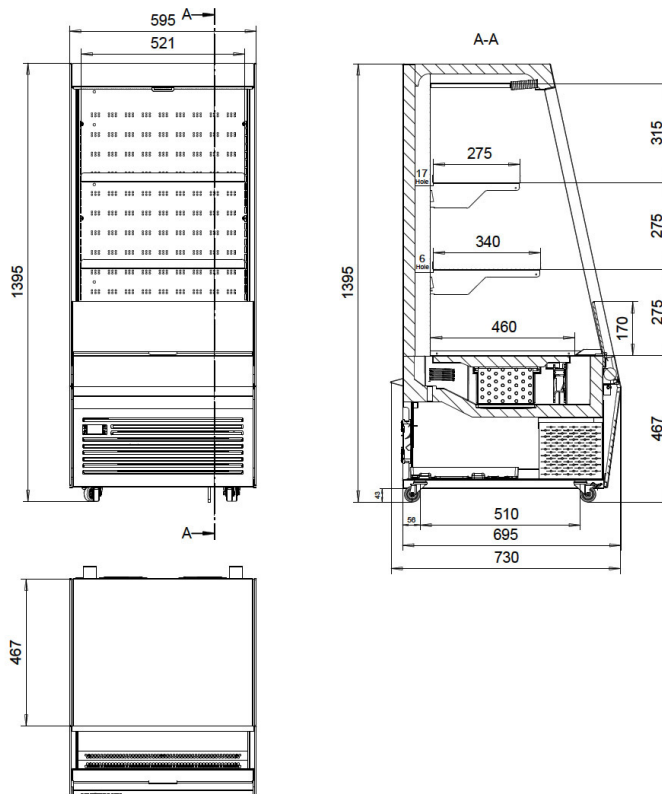


# NORDICLINE SV8 PI

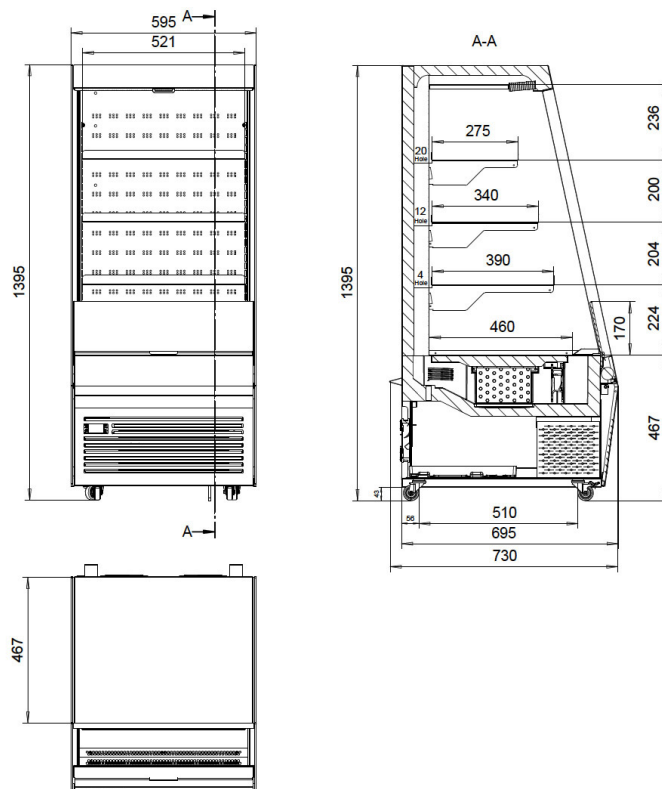
NordicLine

## Cross section

SV8 PI 60 140 C  
(2 shelves) Open



SV8 PI 60 140 C  
(3 shelves) Open

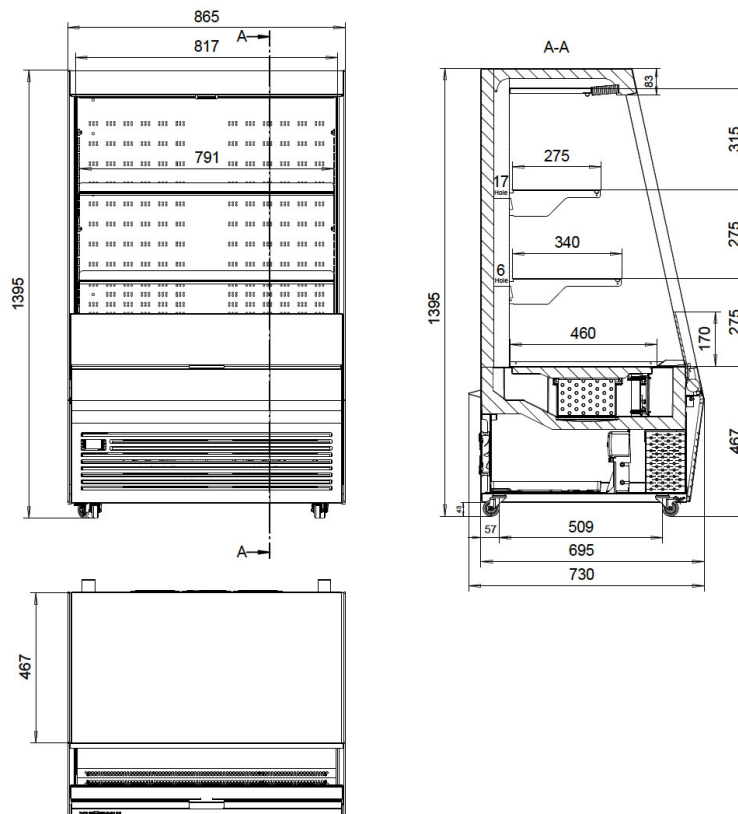


# NORDICLINE SV8 PI

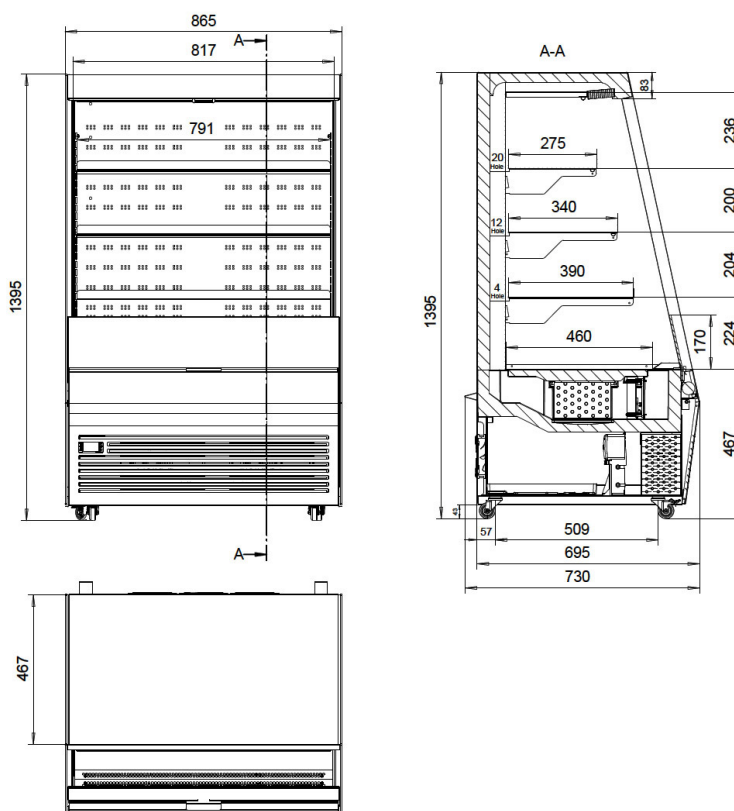
NordicLine

## Cross section

SV8 PI 90 140 C  
(2 shelves) Open



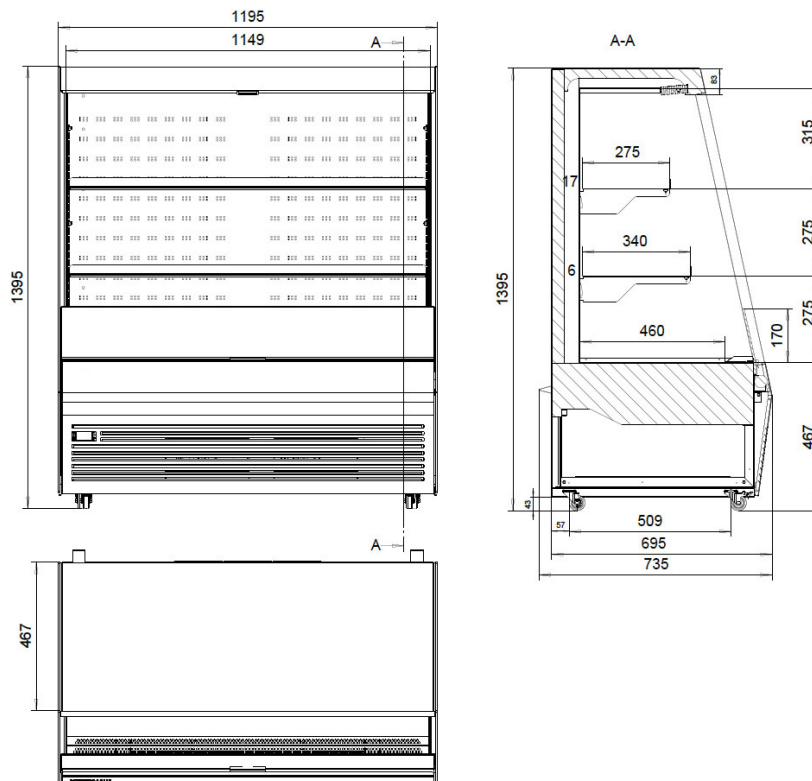
SV8 PI 90 140 C  
(3 shelves) Open



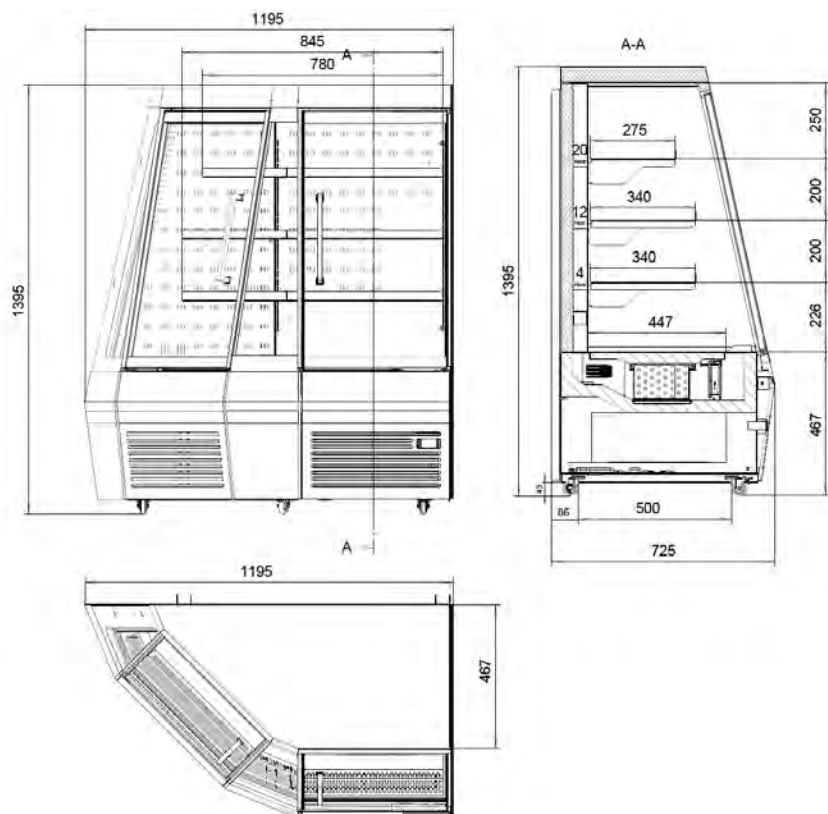


## Cross section

SV8 PI 120 140 C  
(2 shelves) Open



SV8 120 140 C GD 45L  
(3 shelves) Closed

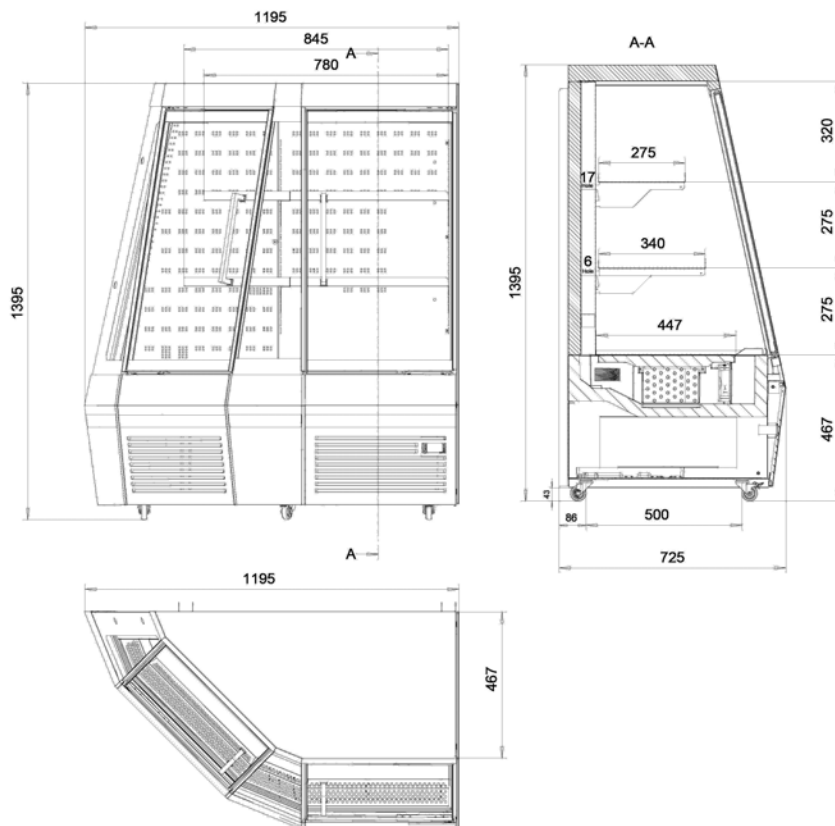


# NORDICLINE SV8 PI

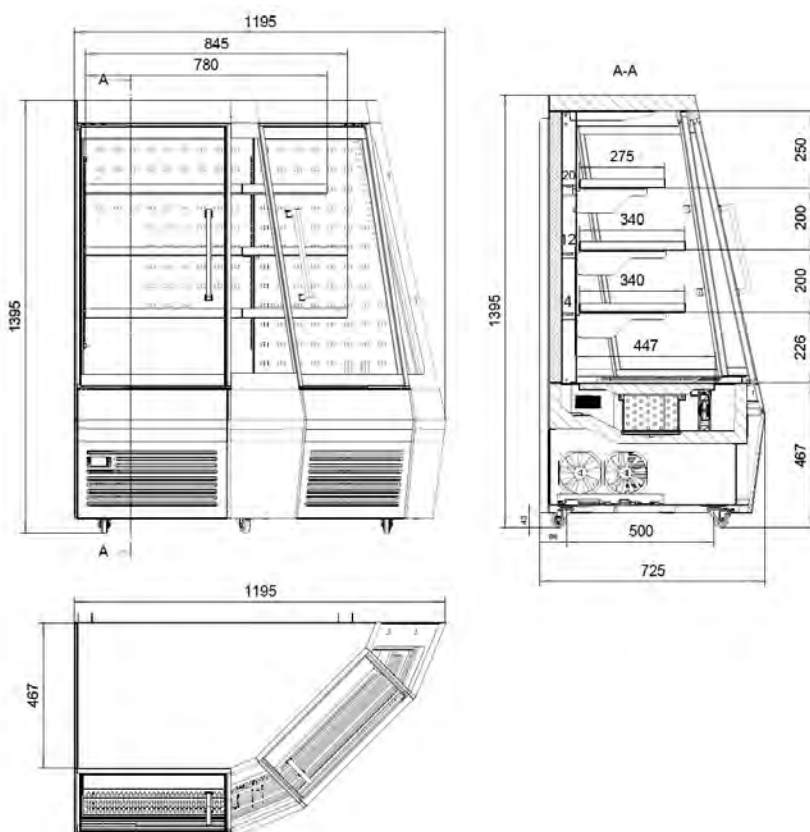
NordicLine

## Cross section

SV8 120 140 C  
GD 45L Closed



SV8 120 140 C GD 45R  
(3 shelves) Closed



## Cross section

Sezione\_SV8 120 140  
C GD 45R

