

PLUG-IN VERTICAL SEMIVERTICAL

DISASSEMBLY MANUAL

Modello - Modèle - Model Modell - Modelo - Modelo	PLUG-IN VERTICAL&SEMIVERTICAL	COSTAN eptarefrigeration
Fabbricante - Constructeur - Manufacturer Hersteller - Fabricante - Fabricante	Epta Spa - Via Mecenate, 86 - 20138 Milano (MI) ITALIA Tel. 02/55403211 Telefax 02/55401023	2/18

IT

CONTENT

FR

EN





DE

ES

PT

1. Introduction	3
1.1 Scope	3
1.2 General safety information	3
1.3 Reasons for a correct disassembly	3
2. procedure	4
3. exploded drawings and classification	10
3.1 External parts	10
3.2 Unit	11
3.3 Doors	12
3.4 Internal Parts - Lighting	13
3.5 Internal Parts - Shelves	14
3.6 Internal Parts - Structure	15
3.7 Internal Parts - Structure	16

SYMBOLS

	Prohibition symbol: prohibits performing certain operations.
	Attention symbol: safety regulations for the operator.
	Warning symbol: there is the possibility of causing damage to the bench and / or its components.
	Note symbol: Provides useful information.

PPE

	Safety shoes
	Protective gloves
	Safety glasses
	Safety helmet
	Safety vests

Modello - Modèle - Model Modell - Modelo - Modelo	PLUG-IN VERTICAL&SEMIVERTICAL	COSTAN eptarefrigeration
Fabbricante - Constructeur - Manufacturer Hersteller - Fabricante - Fabricante	Epta Spa - Via Mecenate, 86 - 20138 Milano (MI) ITALIA Tel. 02/55403211 Telefax 02/55401023	3/18


1. INTRODUCTION


1.1 Scope


The document "Disassembly manual" indicates how to disassemble EPTA's products. In this document are indicated the steps to follow to disassemble horizontal cabinets.


It also contains information how to protect the safety of the persons in charge of disassembling. Instructions for use are also available on: www.costan.com.

1.2 General safety information

 Do never interrupt the cooling chain of displayed goods.

 Before starting the disassembly procedure, disconnect the equipment from the electrical power supply and secure against re-connecting by unauthorized persons.

 Ensure that the working area is sufficiently illuminated during disassembly activity and use an additional lighting source if necessary.

 Beware of touching any part of the cabinet without DPI.

1.3 Reasons for a correct disassembly

In order to guarantee the correct disposal of the materials that make up the cabinet, it is important to proceed with a correct disassembly.

Correct disassembly thus allows us to increase the percentage of recyclability.

Note: the materials must be disposed of in accordance with the law or disposal regulation in force.

IT

FR

EN

DE

ES

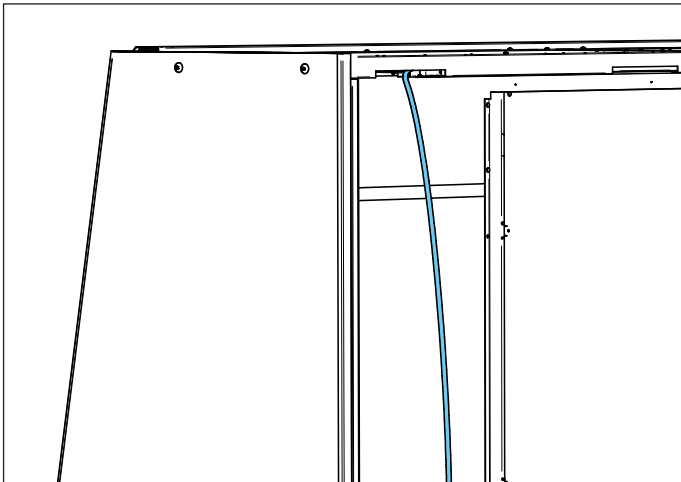
PT

Modello - Modèle - Model Modell - Modelo - Modelo	PLUG-IN VERTICAL&SEMIVERTICAL	COSTAN eptarefrigeration
Fabbricante - Constructeur - Manufacturer Hersteller - Fabricante - Fabricante	Epta Spa - Via Mecenate, 86 - 20138 Milano (MI) ITALIA Tel. 02/55403211 Telefax 02/55401023	4/18

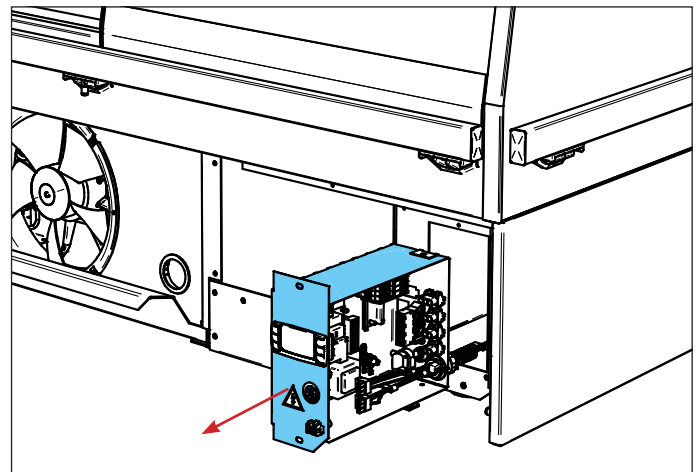
IT
FR
EN
DE
ES
PT

2. PROCEDURE

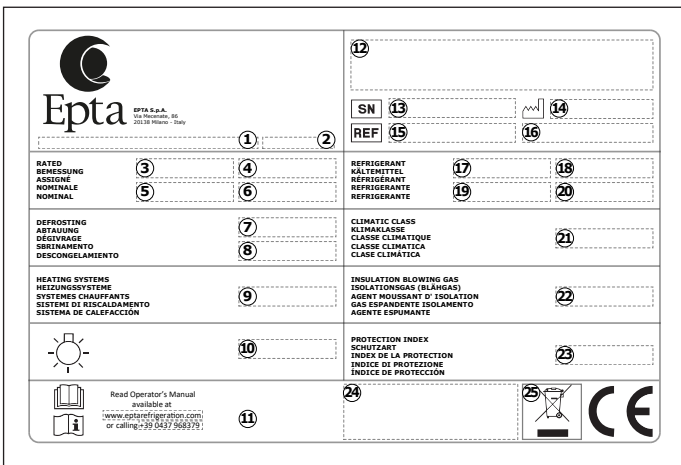
1. Secure the cabinet, disconnecting the power



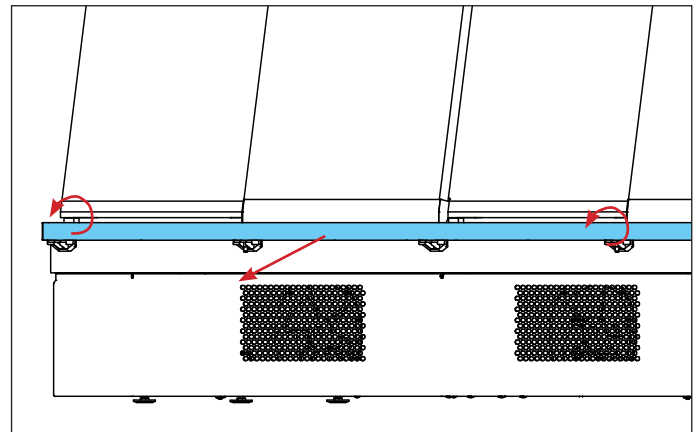
- Extract the refrigerant and deliver it to authorized companies
- Extract the unit and disconnect the compressor



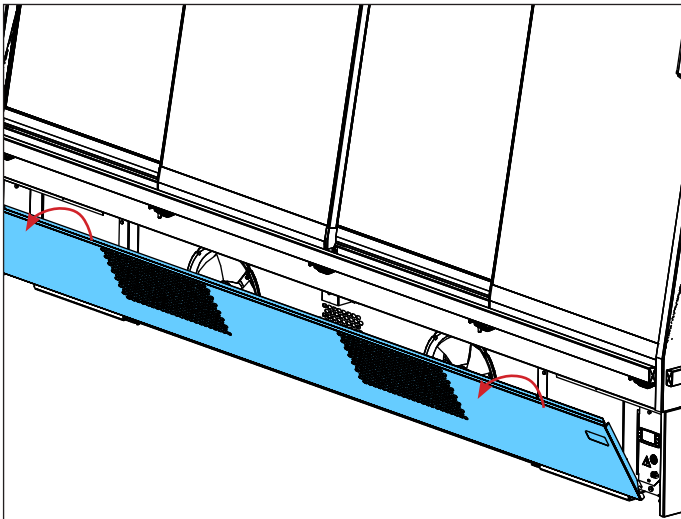
2. Check the refrigerant type on the serial plate inside the cabinet.



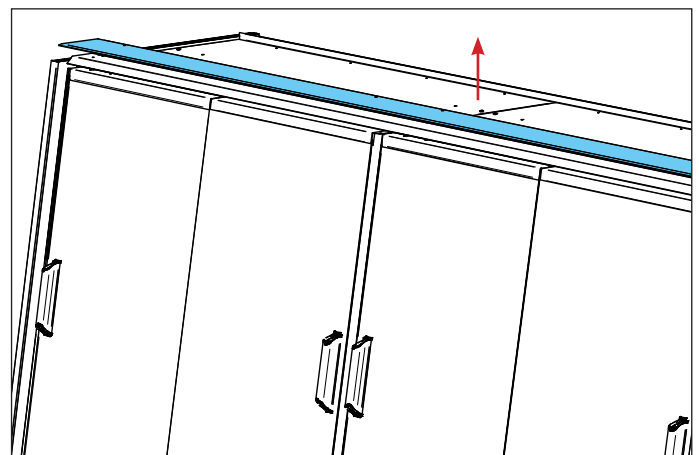
4. Disconnect controller and electrical panel.
5. Unscrew the bumper.



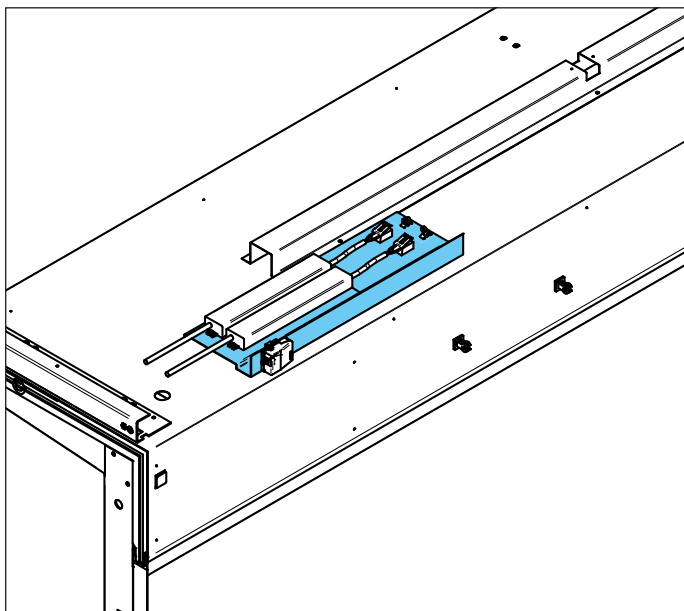
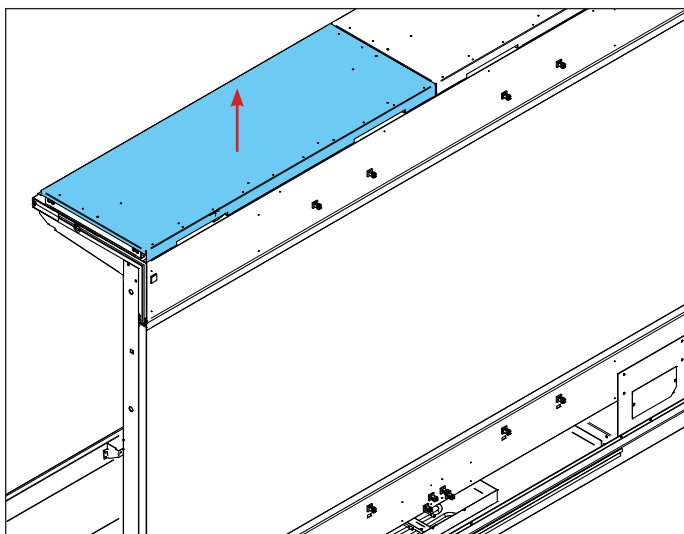
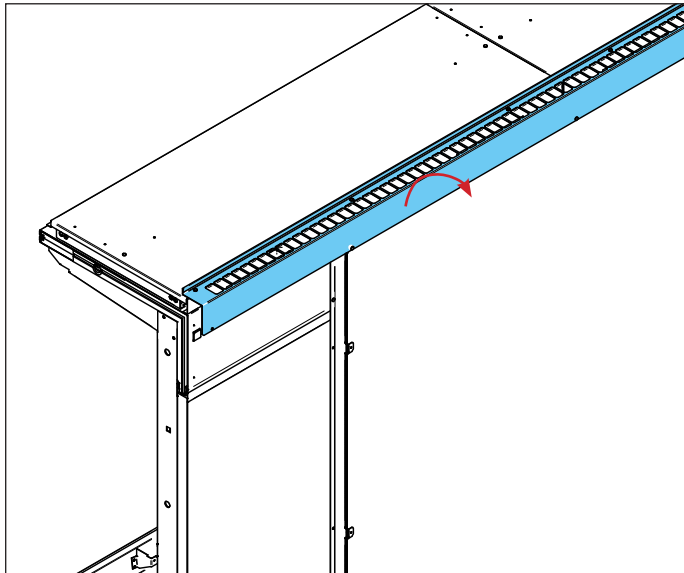
3. Unscrew the bottom panel.



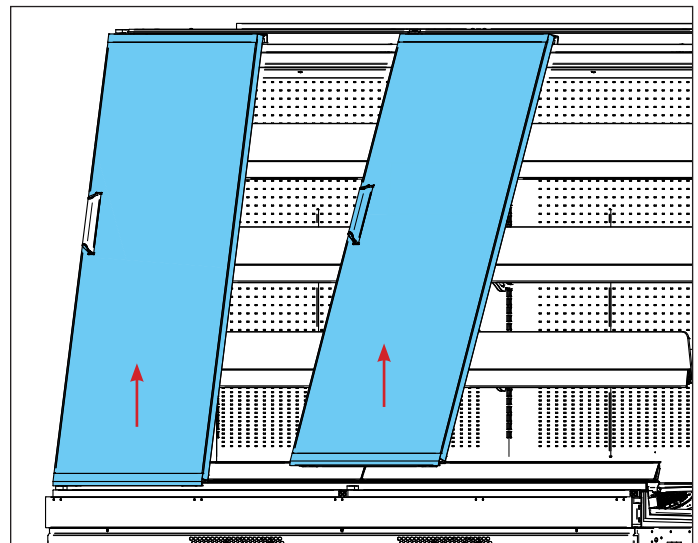
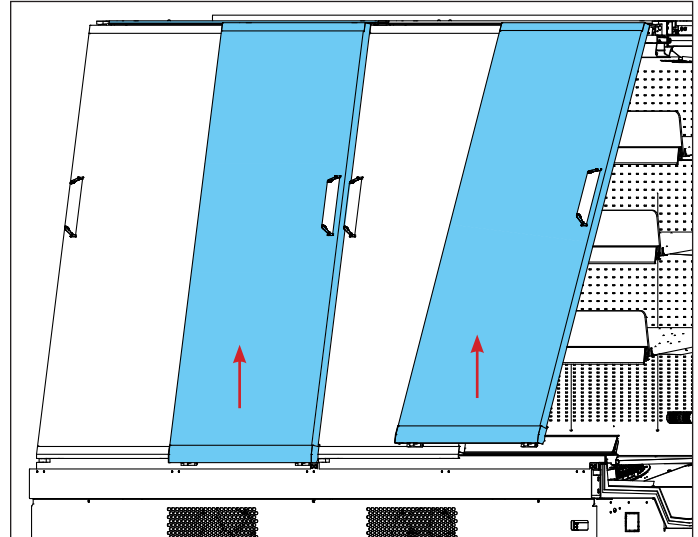
6. Detach upper metal sheet and top covers.



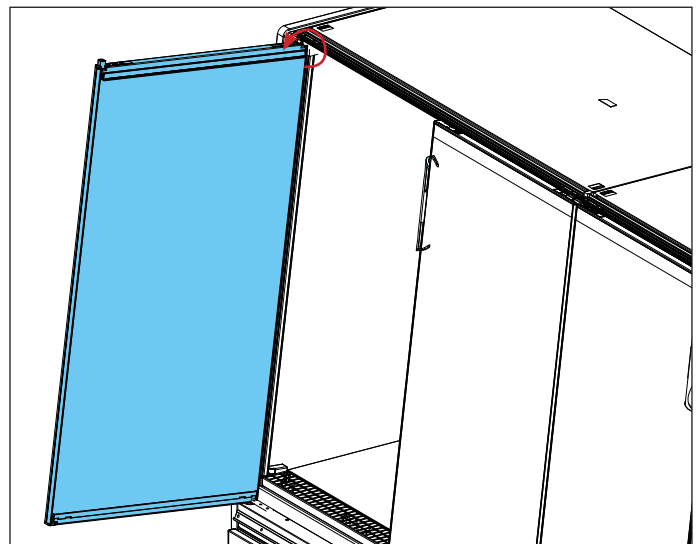
Modello - Modèle - Model Modell - Modelo - Modelo	PLUG-IN VERTICAL&SEMIVERTICAL	
Fabbricante - Constructeur - Manufacturer Hersteller - Fabricante - Fabricante	Epta Spa - Via Mecenate, 86 - 20138 Milano (MI) ITALIA Tel. 02/55403211 Telefax 02/55401023	5/18



7. Remove the doors (for BT version disconnect the resistances before).



8. For hinged doors unscrew the screw.

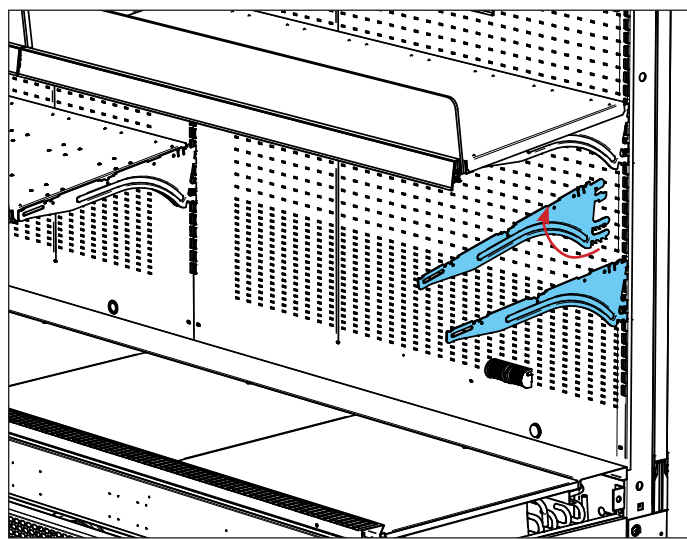
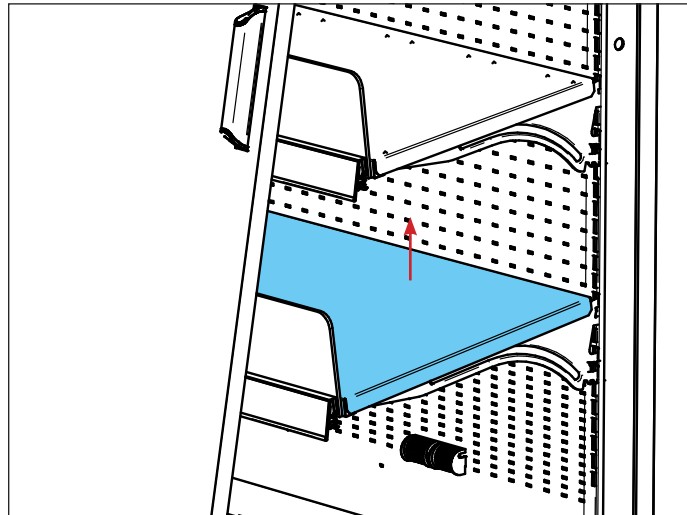


- IT
- FR
- EN
- DE
- ES
- PT

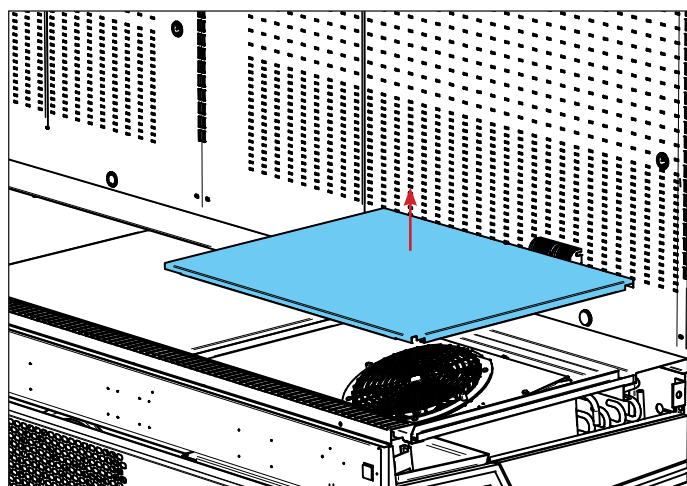
Modello - Modèle - Model Modell - Modelo - Modelo	PLUG-IN VERTICAL&SEMIVERTICAL	
Fabbricante - Constructeur - Manufacturer Hersteller - Fabricante - Fabricante	Epta Spa - Via Mecenate, 86 - 20138 Milano (MI) ITALIA Tel. 02/55403211 Telefax 02/55401023	6/18

IT
FR
EN
DE
ES
PT

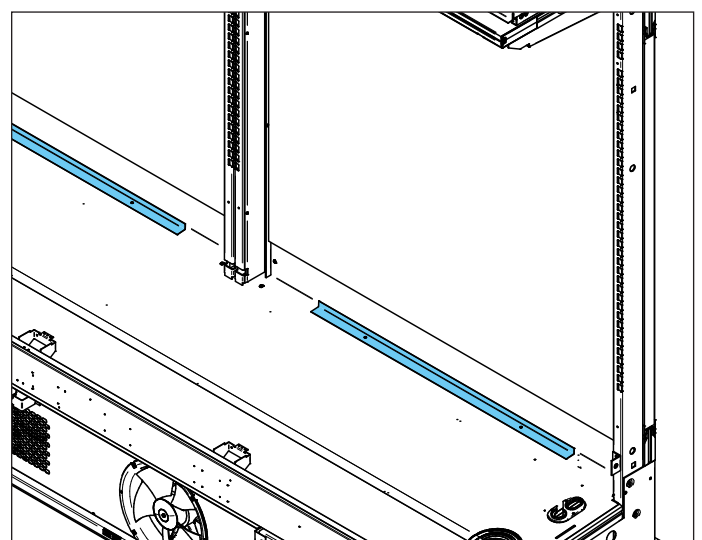
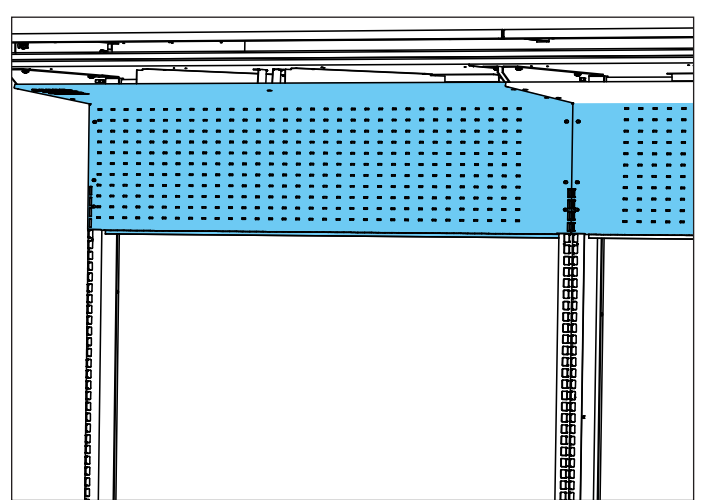
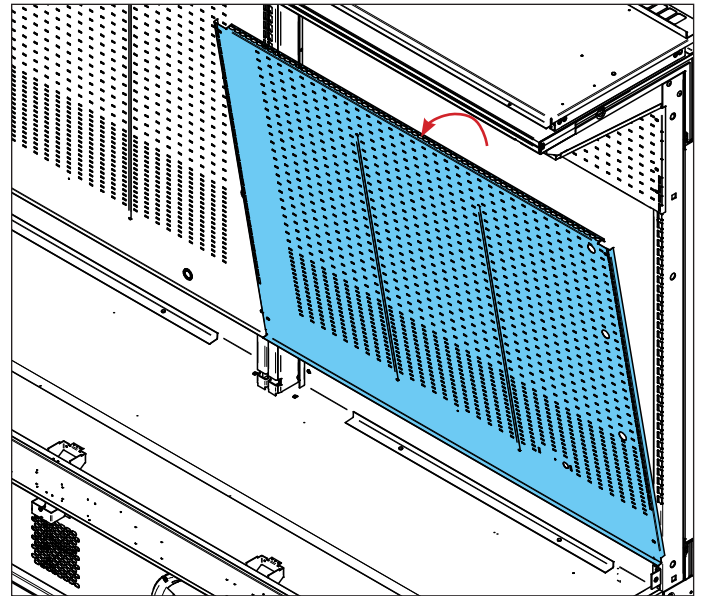
9. Disconnect shelves lighting.
10. Remove shelves and brackets.



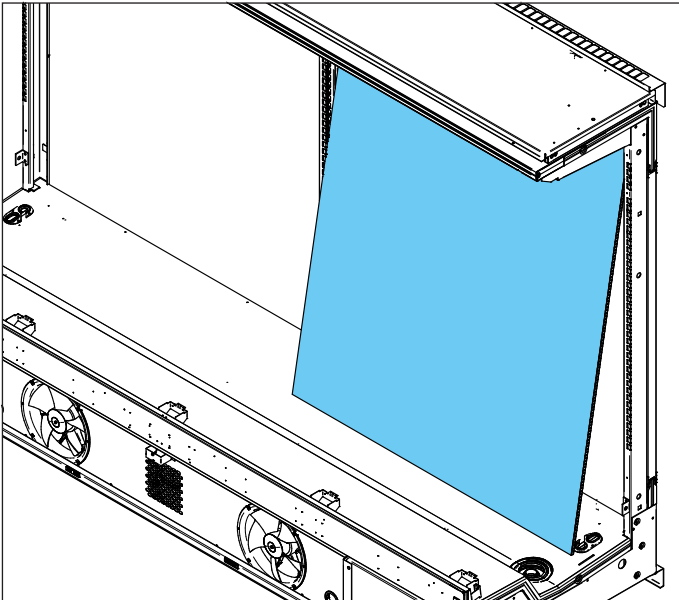
11. Remove base deck.



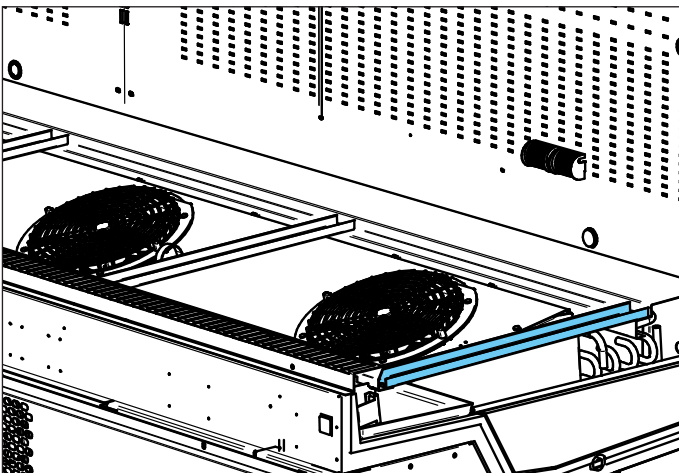
12. Remove internal panel.



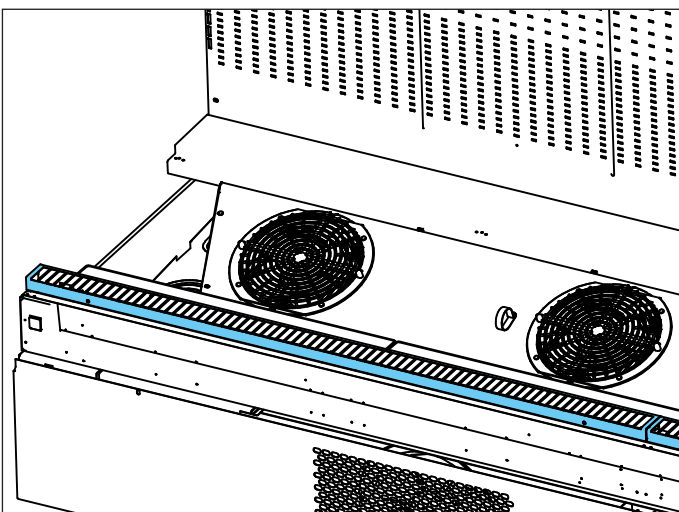
Modello - Modèle - Model Modell - Modelo - Modelo	PLUG-IN VERTICAL&SEMIVERTICAL	
Fabbricante - Constructeur - Manufacturer Hersteller - Fabricante - Fabricante	Epta Spa - Via Mecenate, 86 - 20138 Milano (MI) ITALIA Tel. 02/55403211 Telefax 02/55401023	7/18



13. Remove rods from the bottom.

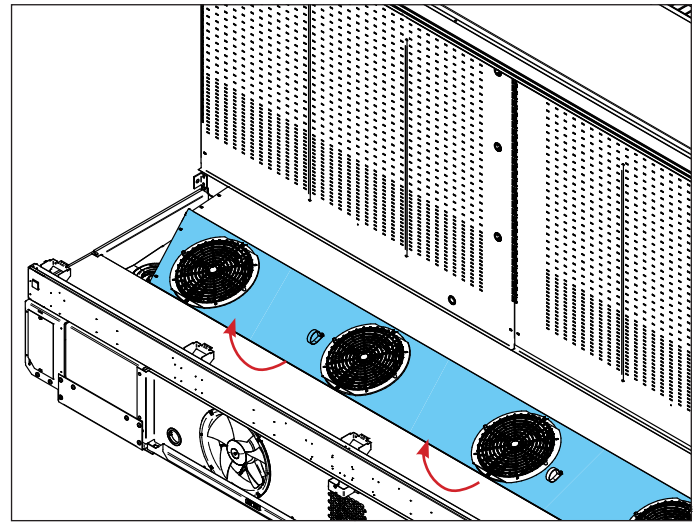


14. Remove air return grid.

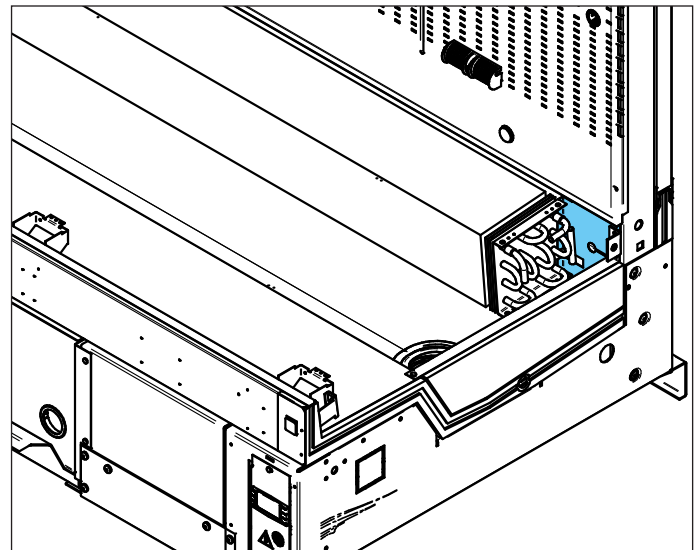


15. Unscrew and remove fan holder

- divide it from the screw
- remove fan from the fan holder and disconnect the cables



16. Remove the two air stops.



IT

FR

EN

DE

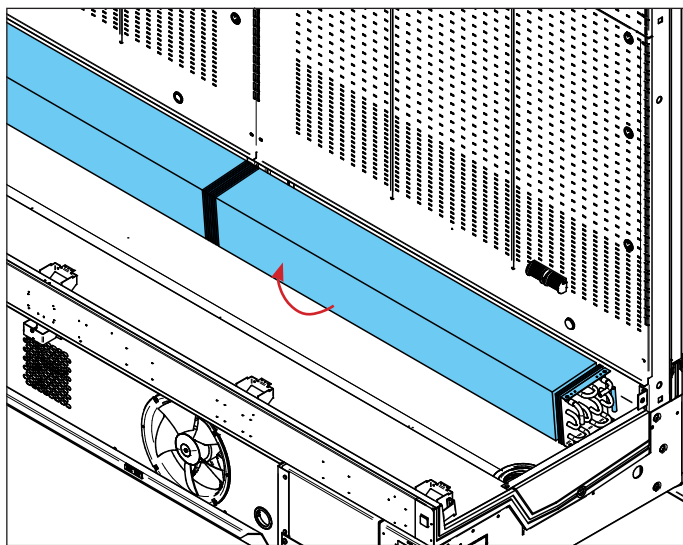
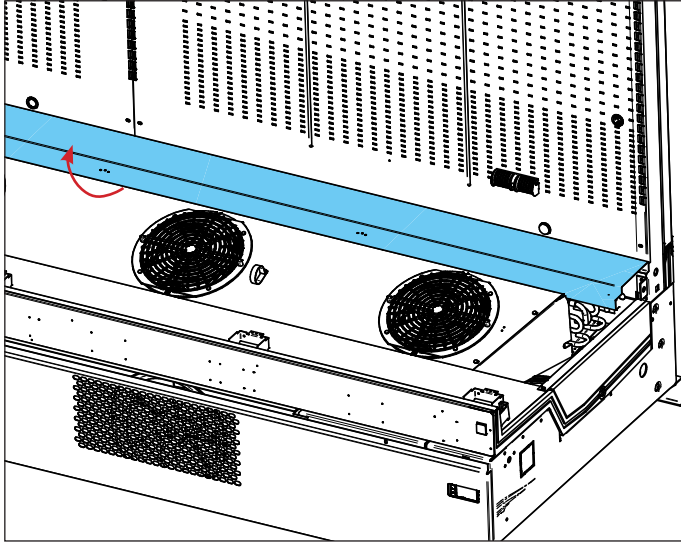
ES

PT

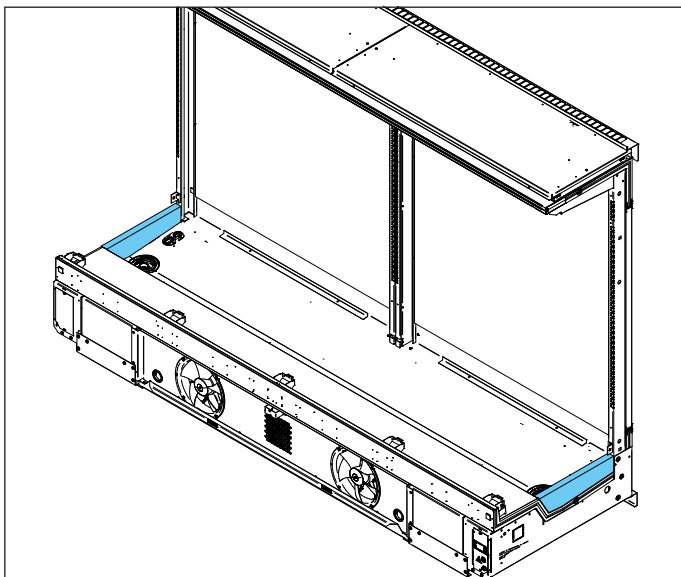
Modello - Modèle - Model Modell - Modelo - Modelo	PLUG-IN VERTICAL&SEMIVERTICAL	
Fabbricante - Constructeur - Manufacturer Hersteller - Fabricante - Fabricante	Epta Spa - Via Mecenate, 86 - 20138 Milano (MI) ITALIA Tel. 02/55403211 Telefax 02/55401023	8 / 18

IT
FR
EN
DE
ES
PT

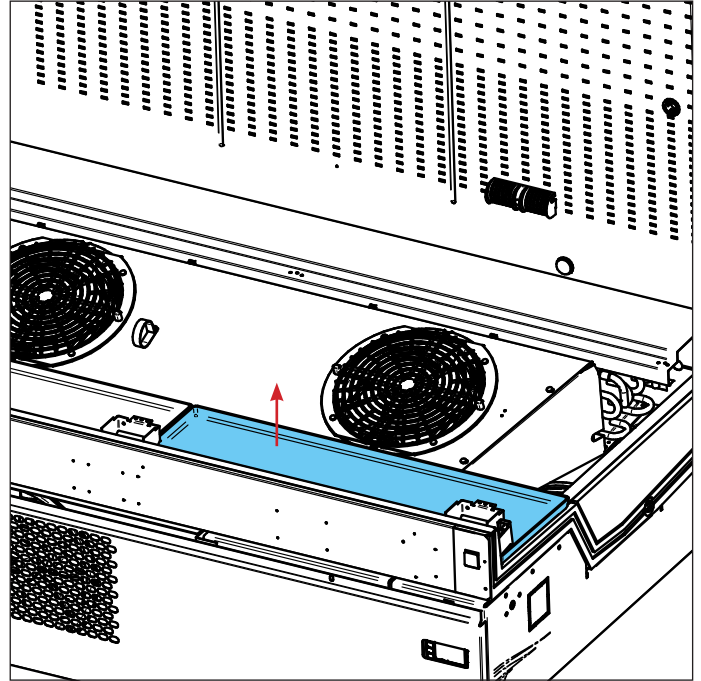
17. Remove the evaporator.



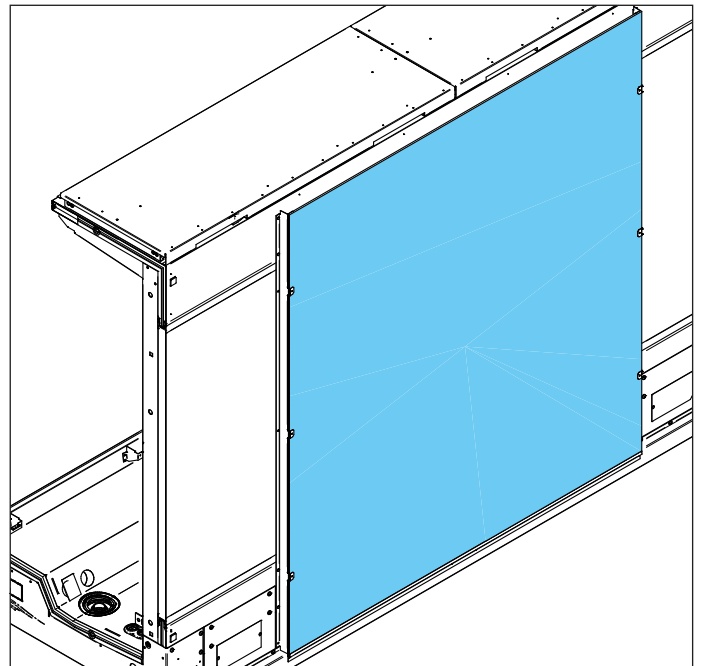
18. Remove lateral stops.



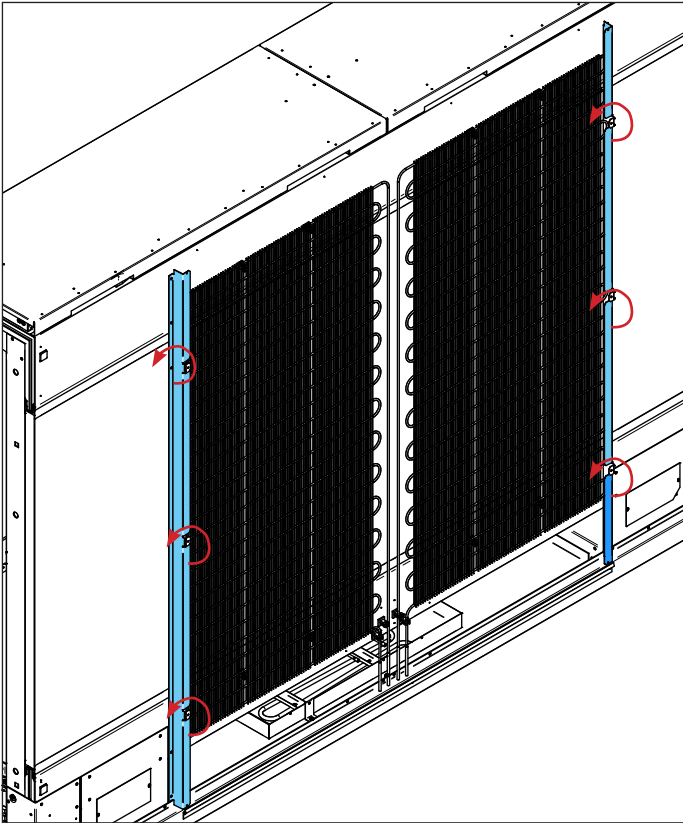
19. Remove water tray.



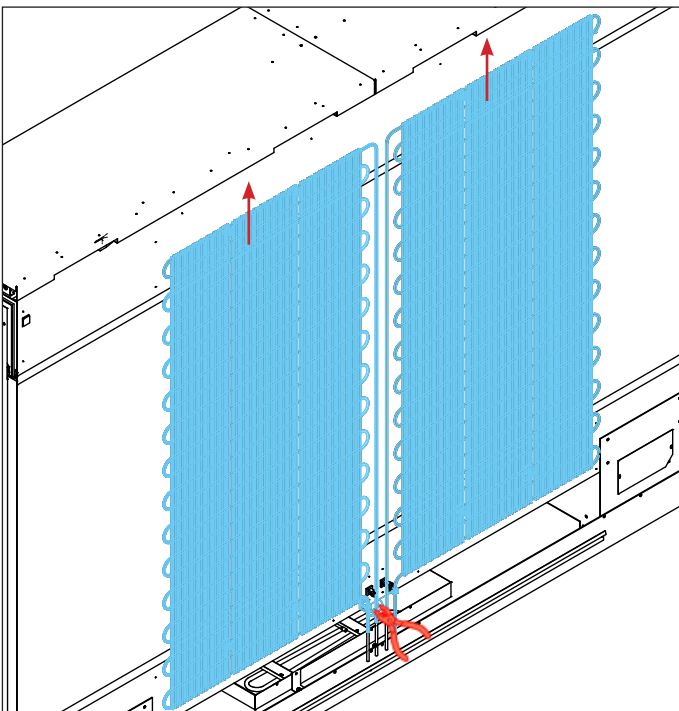
20. Remove the back panel and the corrugated plastic.



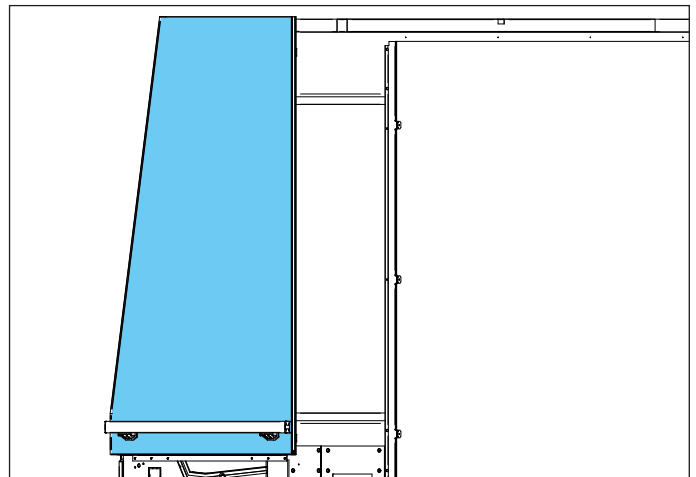
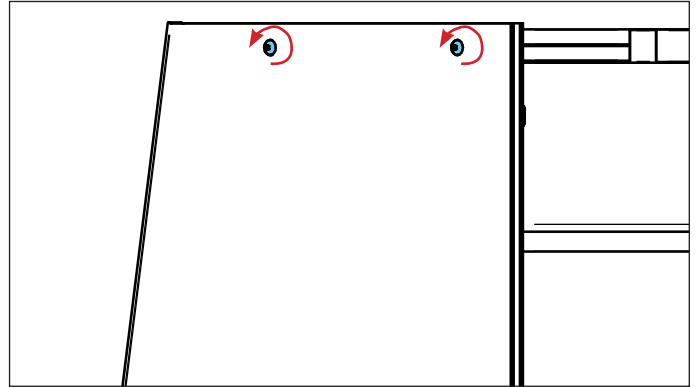
Modello - Modèle - Model Modell - Modelo - Modelo	PLUG-IN VERTICAL&SEMIVERTICAL	
Fabbricante - Constructeur - Manufacturer Hersteller - Fabricante - Fabricante	Epta Spa - Via Mecenate, 86 - 20138 Milano (MI) ITALIA Tel. 02/55403211 Telefax 02/55401023	9/18



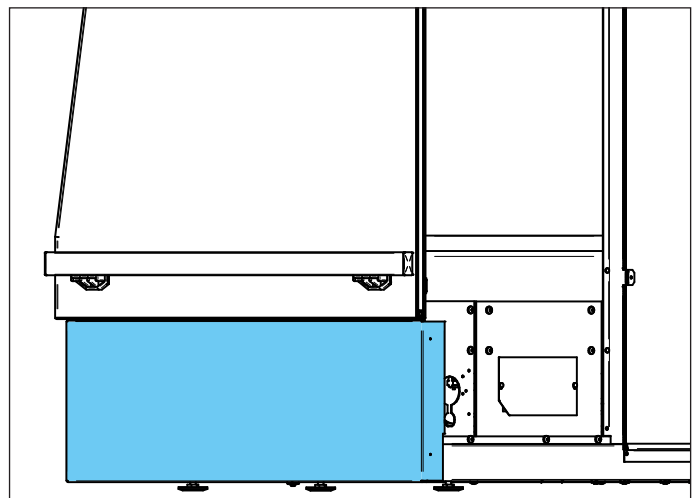
21. Remove the condenser, cutting the bottom cables.



22. Unscrew the two terminal ends with aesthetic panel.



23. Remove the well and the back together.

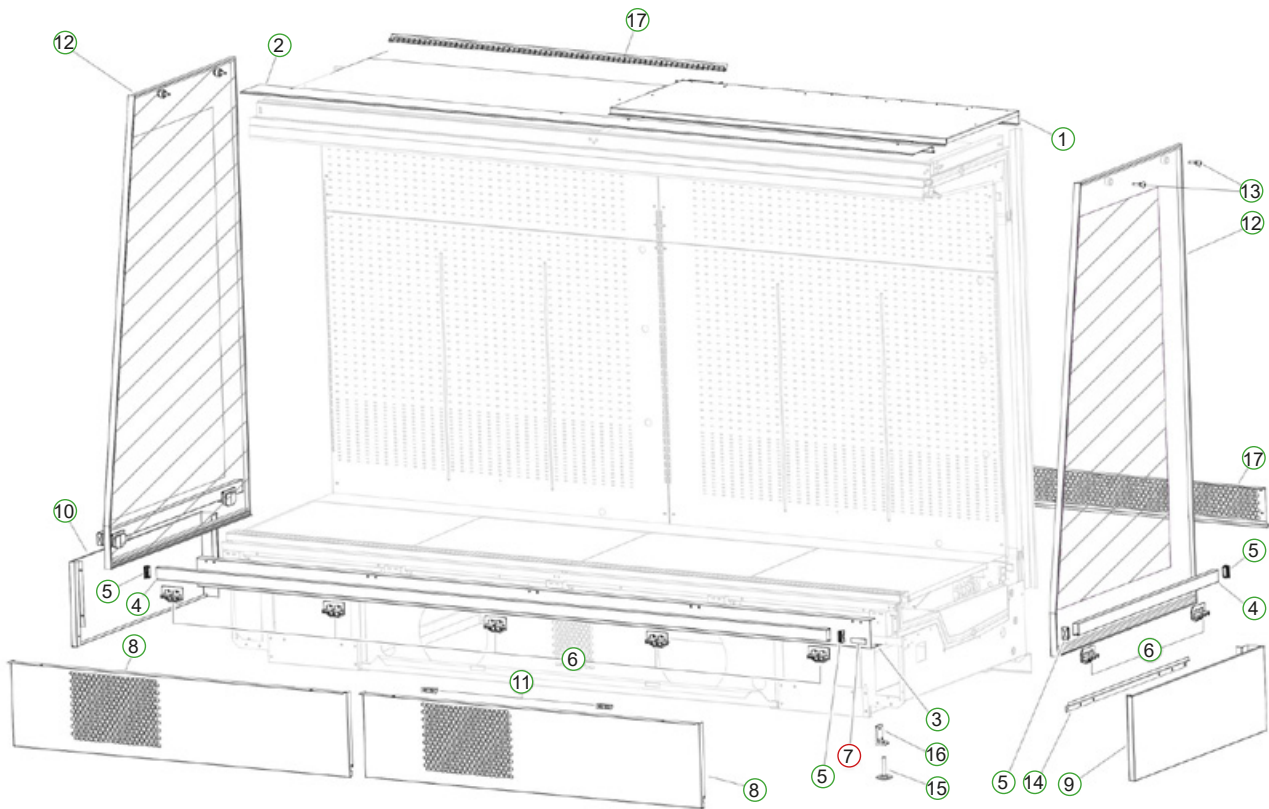


- IT
- FR
- EN**
- DE
- ES
- PT

Modello - Modèle - Model Modell - Modelo - Modelo	PLUG-IN VERTICAL&SEMIVERTICAL	COSTAN eptarefrigeration
Fabbricante - Constructeur - Manufacturer Hersteller - Fabricante - Fabricante	Epta Spa - Via Mecenate, 86 - 20138 Milano (MI) ITALIA Tel. 02/55403211 Telefax 02/55401023	10/18

3. EXLPODED DRAWINGS AND CLASSIFICATION

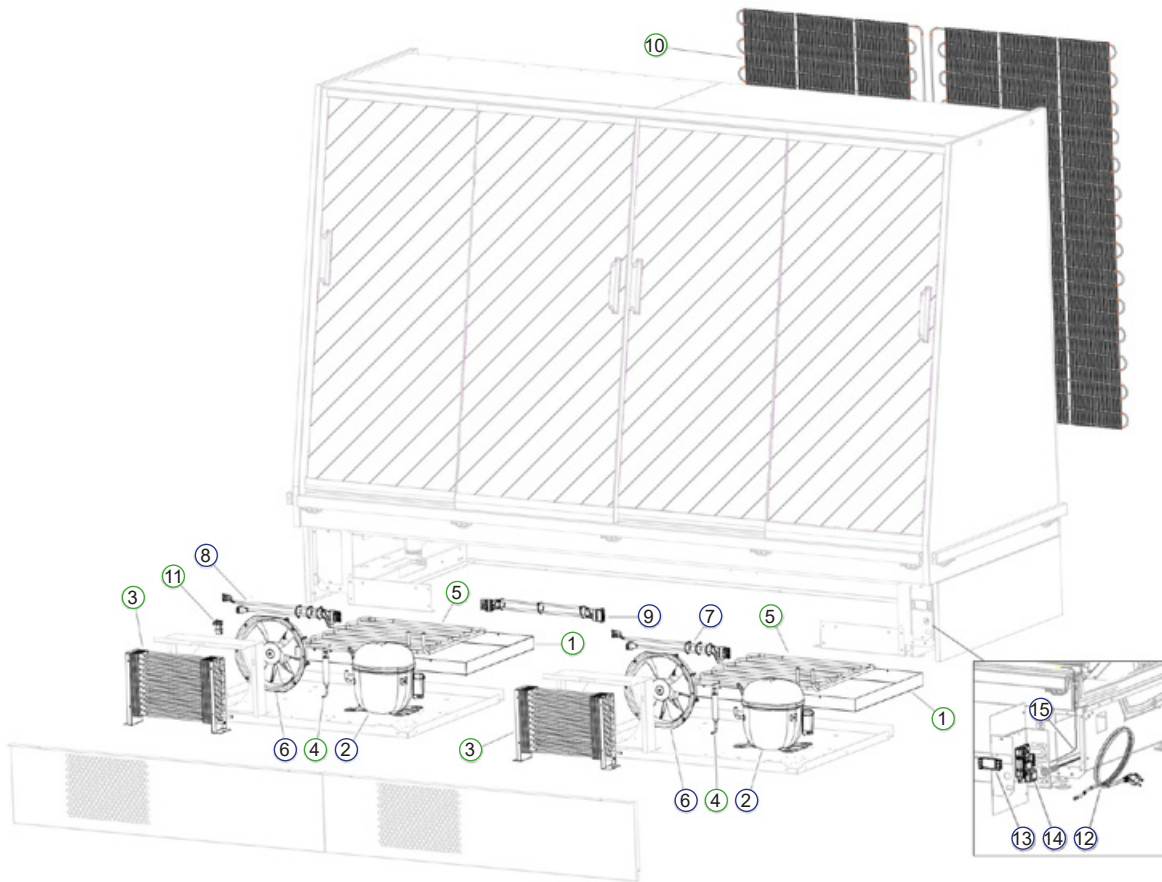
3.1 External parts



ITEM NUMBER	DESCRIPTION	MATERIAL	WASTE CLASSIFICATION
1	Upper cover	Metals	Recyclable
2	Upper cover profile	Metals	Recyclable
3	Front panel	Metals	Recyclable
4	Front Bumper	Metals	Recyclable
5	Bumper Block Fixing	Plastic	Recyclable
6	Bumper support profile	Plastic	Recyclable
7	Brand Plate	-	Non-recyclable
8	Front panel	Metals	Recyclable
9	Right panel	Metals	Recyclable
10	Left panel	Metals	Recyclable
11	Bracket	Metals	Recyclable
12	Terminal end	Glass	Recyclable
13	Screws	Plastic	Recyclable
14	Clamp fixing	Metals	Recyclable
15	Adjustable feet	Metals	Recyclable
16	Feet support	Metals	Recyclable
17	Upper Grid	Metals	Recyclable
18	Terminal end	Glass	Recyclable

Modello - Modèle - Model Modell - Modelo - Modelo	PLUG-IN VERTICAL&SEMIVERTICAL	COSTAN eptarefrigeration
Fabbricante - Constructeur - Manufacturer Hersteller - Fabricante - Fabricante	Epta Spa - Via Mecenate, 86 - 20138 Milano (MI) ITALIA Tel. 02/55403211 Telefax 02/55401023	11/18

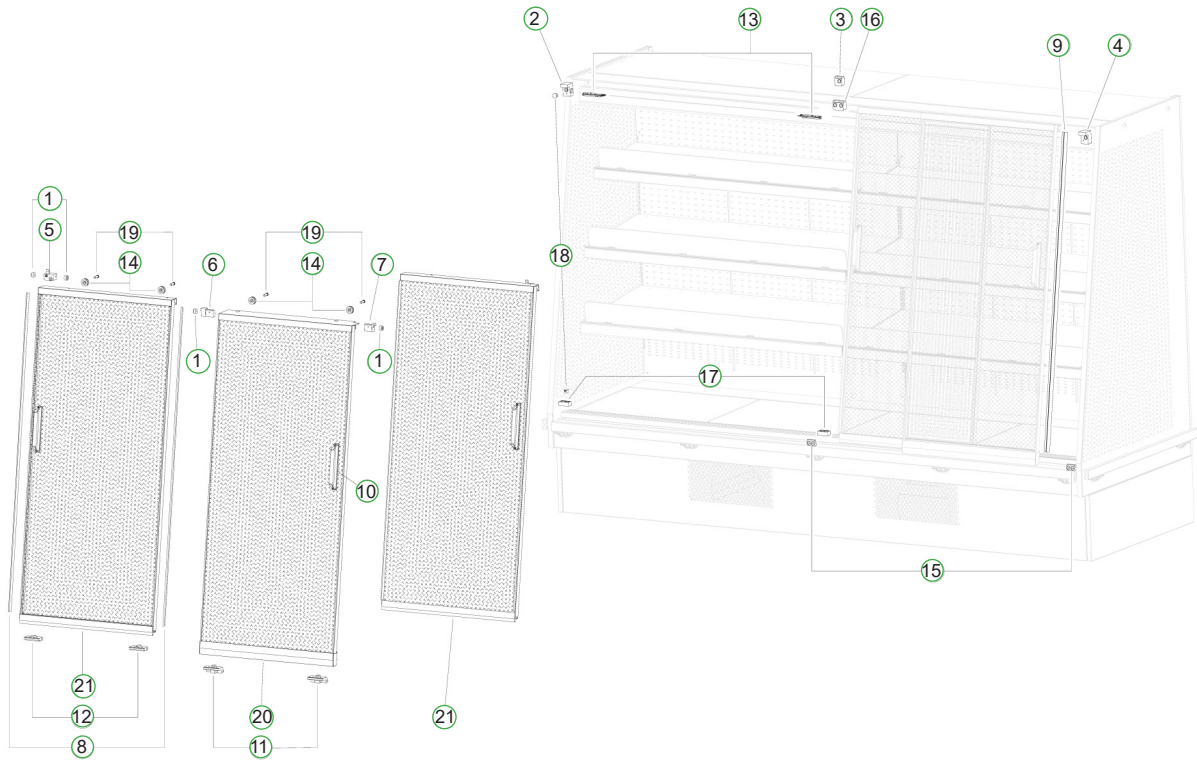
3.2 Unit



ITEM NUMBER	DESCRIPTION	MATERIAL	WASTE CLASSIFICATION
1	Condensation tray	Metals	Recyclable
2	Compressor	Electrical Part	WEEE
3	Condenser	Copper + Aluminium	Recyclable
4	Filter	Copper	Recyclable
5	Serpentine	Copper	Recyclable
6	Motor Fans	Electrical Part	WEEE
7	Motor Fans Cable	Electrical Part	WEEE
8	Motor Fans Cable	Electrical Part	WEEE
9	Compressor Cable	Electrical Part	WEEE
10	Condenser	Metals	Recyclable
11	Clamp Fix	Metals	Recyclable
12	Power supplier cable	Electrical Part	WEEE
13	Controller Display	Electrical Part	WEEE
14	Controller Board	Electrical Part	WEEE
15	Temperature Probe	Electrical Part	WEEE

Modello - Modèle - Model Modell - Modelo - Modelo	PLUG-IN VERTICAL&SEMIVERTICAL	COSTAN eptarefrigeration
Fabbricante - Constructeur - Manufacturer Hersteller - Fabricante - Fabricante	Epta Spa - Via Mecenate, 86 - 20138 Milano (MI) ITALIA Tel. 02/55403211 Telefax 02/55401023	12/18

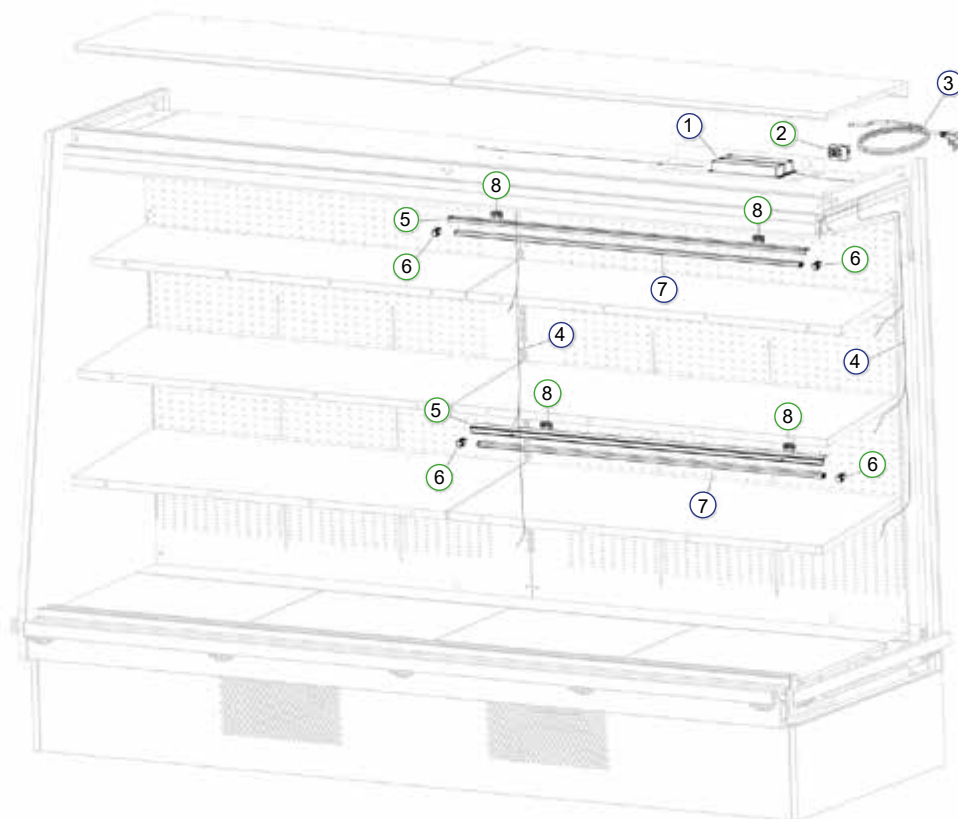
3.3 Doors



ITEM NUMBER	DESCRIPTION	MATERIAL	WASTE CLASSIFICATION
1	Door Damper	Plastic	Recyclable
2	Left Sliding Stop	Plastic	Recyclable
3	Center Sliding Stop	Plastic	Recyclable
4	Right Sliding Stop	Plastic	Recyclable
5	Internal Sliding Stop	Metals	Recyclable
6	Left Superior Sliding Stop	Plastic	Recyclable
7	Right Superior Sliding Stop	Plastic	Recyclable
8	Door Internal Profile	Plastic	Recyclable
9	Door External Profile	Plastic	Recyclable
10	Handle Glass Door	Metals	Recyclable
11	Internal Thrust Bearing	Plastic	Recyclable
12	Internal Thrust Bearing	Plastic	Recyclable
13	External Thrust Bearing	Plastic	Recyclable
14	Idler Pulley		
15	Bracket Door Stop	Plastic	Recyclable
16	Center Sliding Stop	Plastic	Recyclable
17	Bracket Door Stop	Plastic	Recyclable
18	Bung	Plastic	Recyclable
19	Screws	Metals	Recyclable
20	Door Lower Profile	Plastic	Recyclable
21	Door Lower Profile	Plastic	Recyclable

Modello - Modèle - Model Modell - Modelo - Modelo	PLUG-IN VERTICAL&SEMIVERTICAL	COSTAN eptarefrigeration
Fabbricante - Constructeur - Manufacturer Hersteller - Fabricante - Fabricante	Epta Spa - Via Mecenate, 86 - 20138 Milano (MI) ITALIA Tel. 02/55403211 Telefax 02/55401023	13/18

3.4 Internal Parts - Lighting

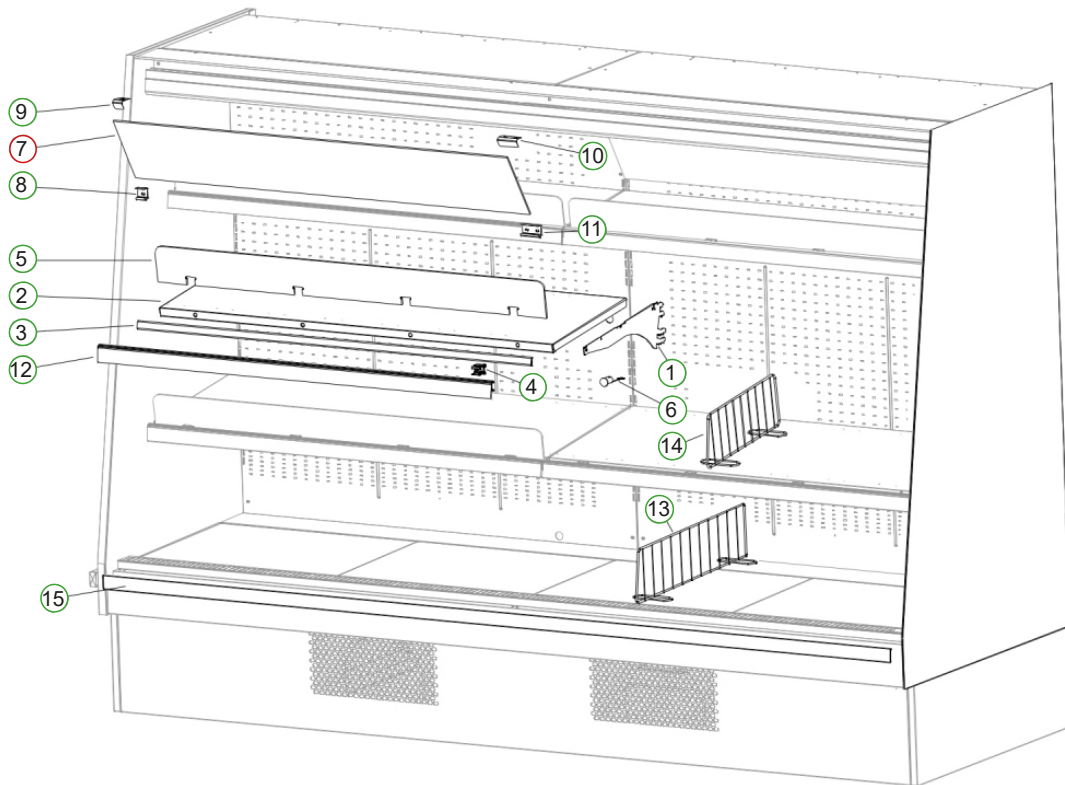


ITEM NUMBER	DESCRIPTION	MATERIAL	WASTE CLASSIFICATION
1	Le Electric Transformer	Electrical Part	WEEE
2	Fixcable Unit	Plastic	Recyclable
3	Power Supplier Cable	Electrical Part	WEEE
4	LED Cables	Electrical Part	WEEE
5	LED Profile	Metals	Recyclable
6	LED Block Fixing	Plastic	Recyclable
7	LED Lamp	Electrical Part	WEEE
8	Spacer	Plastic	Recyclable

Modello - Modèle - Model Modell - Modelo - Modelo	PLUG-IN VERTICAL&SEMIVERTICAL	COSTAN eptarefrigeration
Fabbricante - Constructeur - Manufacturer Hersteller - Fabricante - Fabricante	Epta Spa - Via Mecenate, 86 - 20138 Milano (MI) ITALIA Tel. 02/55403211 Telefax 02/55401023	14/18

IT
FR
EN
DE
ES
PT

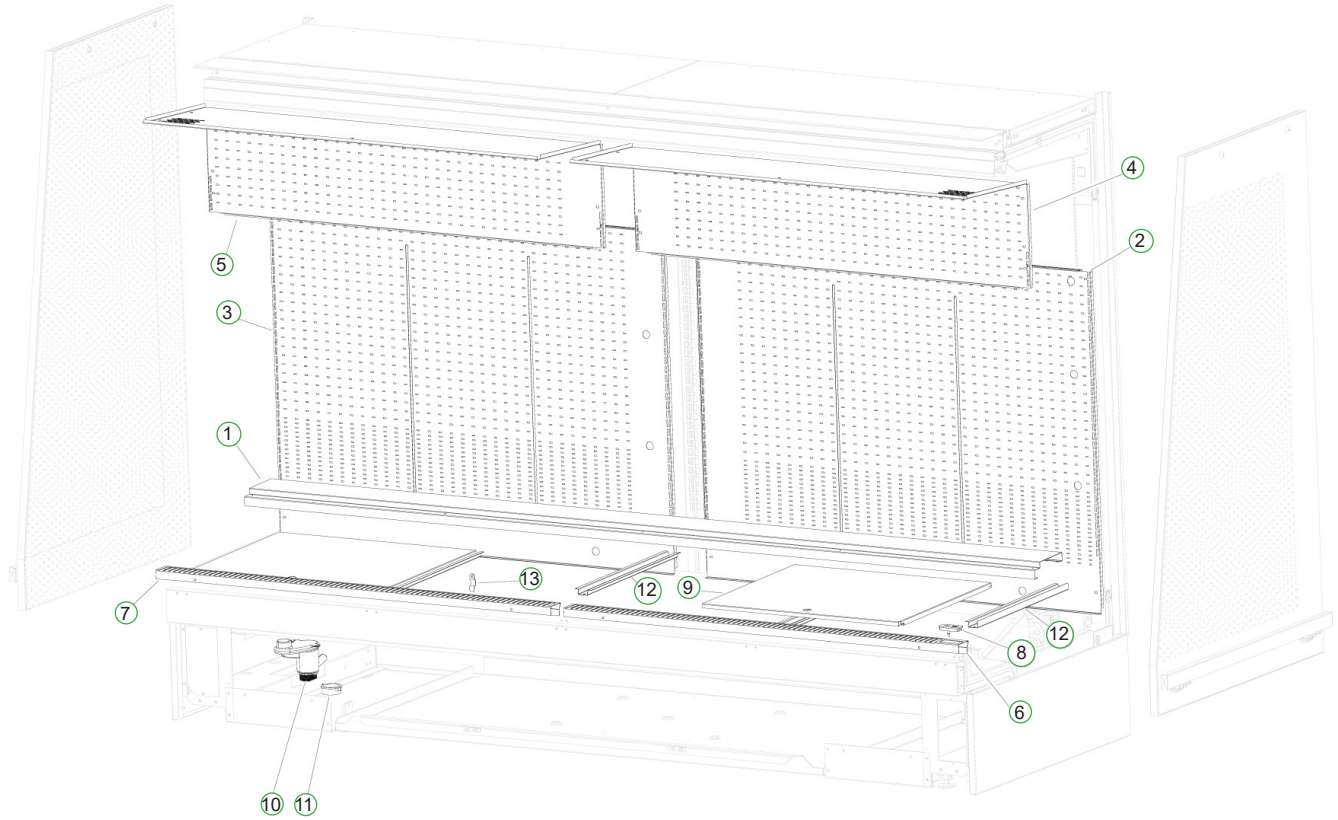
3.5 Internal Parts - Shelves



ITEM NUMBER	DESCRIPTION	MATERIAL	WASTE CLASSIFICATION
1	Brkt Shelf	Metals	Recyclable
2	Shelf	Metals	Recyclable
3	Ticket Holder Support	Metals	Recyclable
4	Spacer	Plastic	Recyclable
5	Product Stop Profile	Plastic	Recyclable
6	Fairlead	Plastic	Recyclable
7	Mirror	-	Non-recyclable
8	Mirror Support	Metals	Recyclable
9	Mirror Support	Metals	Recyclable
10	Mirror Support	Metals	Recyclable
11	Mirror Support	Metals	Recyclable
12	Ticket Holder Support	Metals	Recyclable
13	Wire Shelf Divider	Metals	Recyclable
14	Wire Shelf Divider	Metals	Recyclable
15	Front Bumper	Metals	Recyclable

Modello - Modèle - Model Modell - Modelo - Modelo	PLUG-IN VERTICAL&SEMIVERTICAL	COSTAN eptarefrigeration
Fabbricante - Constructeur - Manufacturer Hersteller - Fabricante - Fabricante	Epta Spa - Via Mecenate, 86 - 20138 Milano (MI) ITALIA Tel. 02/55403211 Telefax 02/55401023	15/18

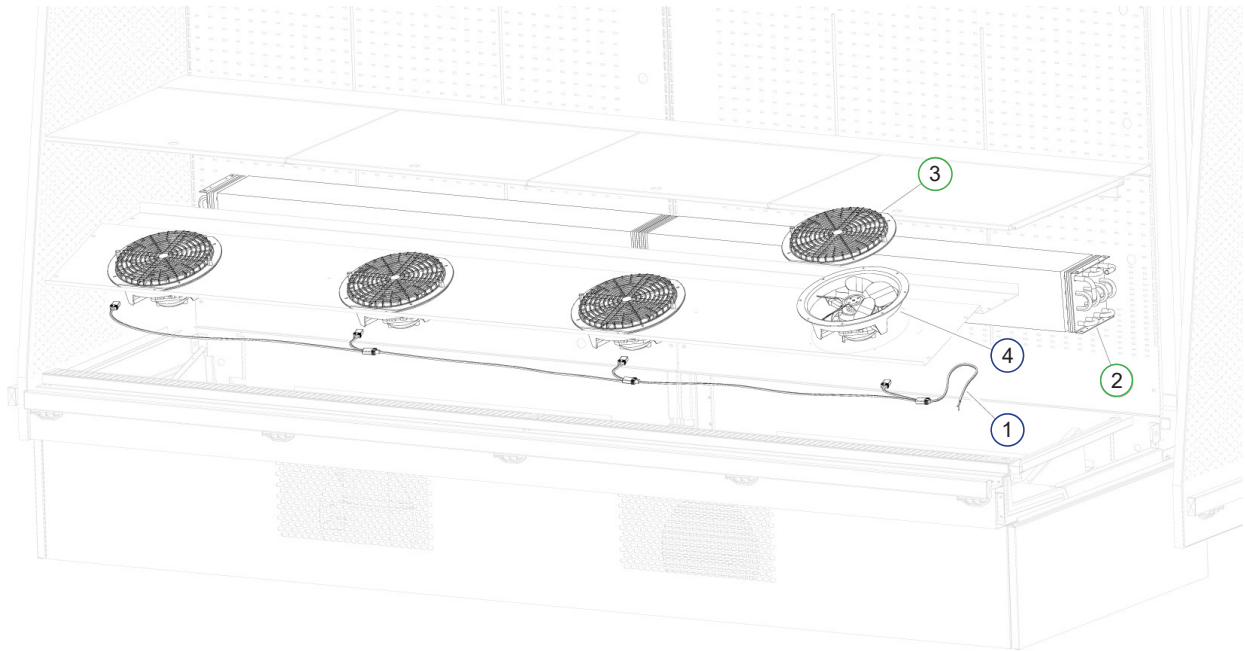
3.6 Internal Parts - Structure



ITEM NUMBER	DESCRIPTION	MATERIAL	WASTE CLASSIFICATION
1	Evaporator Cover	Metals	Recyclable
2	Back Panel	Metals	Recyclable
3	Back Panel	Metals	Recyclable
4	Back Panel	Metals	Recyclable
5	Back Panel	Metals	Recyclable
6	Back Panel	Metals	Recyclable
7	Air Return Grid	Metals	Recyclable
8	Screws	Metals	Recyclable
9	Bottom Panel	Metals	Recyclable
10	Siphon	Plastic	Recyclable
11	Closed Ring	Plastic	Recyclable
12	Raceway Restraint	Plastic	Recyclable
13	Plate Closing	Plastic	Recyclable

Modello - Modèle - Model Modell - Modelo - Modelo	PLUG-IN VERTICAL&SEMIVERTICAL	COSTAN eptarefrigeration
Fabbricante - Constructeur - Manufacturer Hersteller - Fabricante - Fabricante	Epta Spa - Via Mecenate, 86 - 20138 Milano (MI) ITALIA Tel. 02/55403211 Telefax 02/55401023	16/18

3.7 Internal Parts - Structure



ITEM NUMBER	DESCRIPTION	MATERIAL	WASTE CLASSIFICATION
1	Fans Power Supplier Cable	Electrical Part	WEEE
2	Evaporator	Copper + Aluminium	Recyclable
3	Fan Cover	Plastic	Recyclable
4	Motor Fans	Electrical Part	WEEE

Modello - Modèle - Model Modell - Modelo - Modelo	PLUG-IN VERTICAL&SEMIVERTICAL	
Fabbricante - Constructeur - Manufacturer Hersteller - Fabricante - Fabricante	Epta Spa - Via Mecenate, 86 - 20138 Milano (MI) ITALIA Tel. 02/55403211 Telefax 02/55401023	17/18

IT

FR

EN

DE

ES

PT

COSTAN 
eptarefrigeration
www.costan.com


Epta
Advanced Solutions
for your Store


Epta S.p.A. participates in the ECC programme for:
Refrigerated display cabinets (RDC). Check ongoing validity
of certificate online: www.eurovent-certification.com


EN ISO 9001
EN ISO 14001
EN ISO 45001
DIN EN 15212
DIN EN 15213



www.eptarefrigeration.com