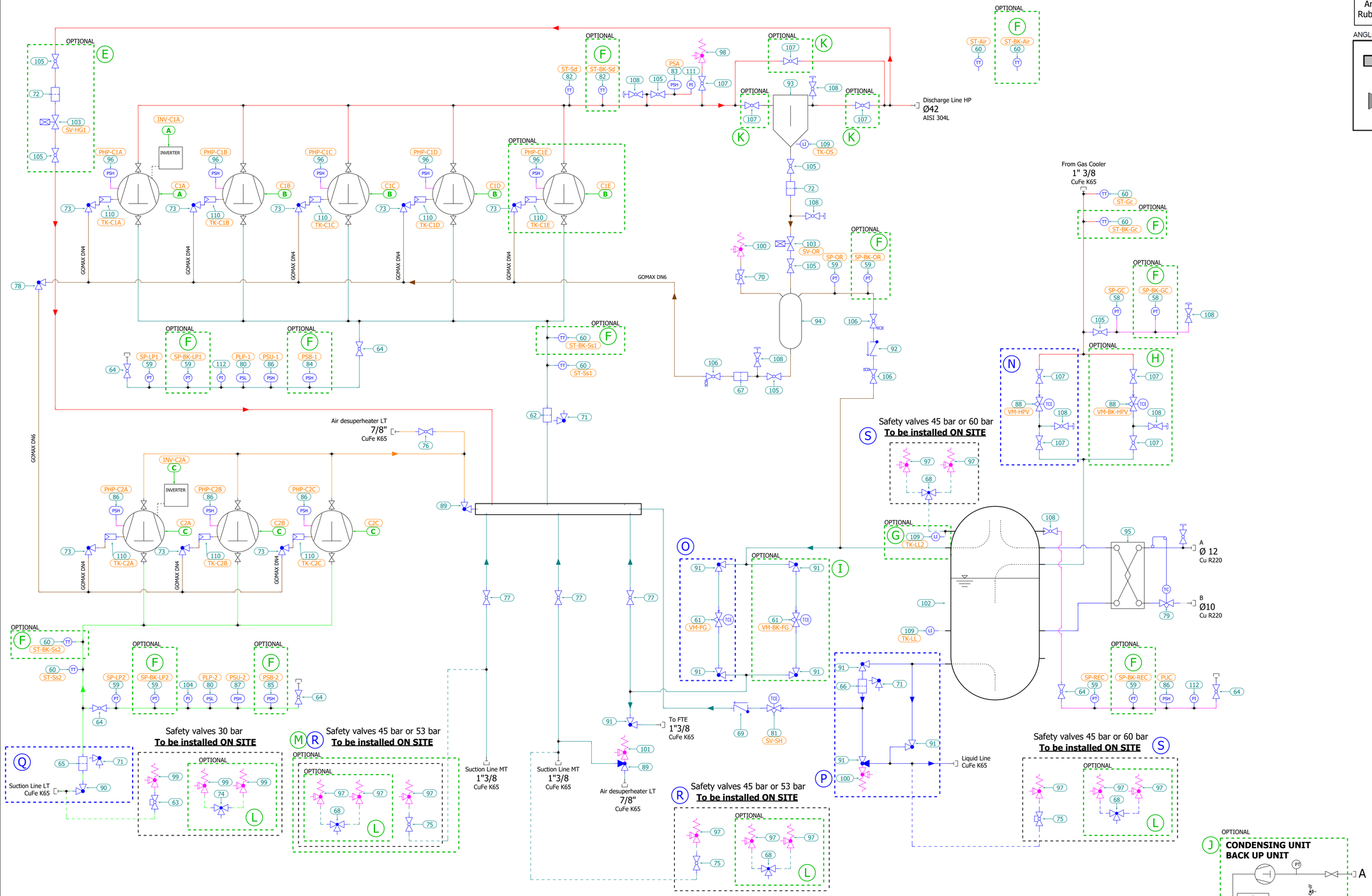

WARNING / ATTENZIONE :
Angle valves WITHOUT schrader
Rubinetti ad angolo SENZA schrader

ANGLE VALVE POSITION

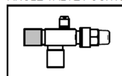	During the operation of the pack, angle valves with safety device must be completely open.
	Durante il funzionamento della centrale i rubinetti ad angolo con valvola di sicurezza devono essere completamente aperti.

BILL OF MATERIALS

LABEL NUM.	DESCRIPTION
58	Pressure Transducer
59	Pressure Transducer
60	Temperature Transducer
61	Exspansion Valve
62	Filter
63	Ball Shut-Off Valve For Safety Valve
64	Shut Off Valve
65	Filter
66	Filter
67	Filter
68	Changeover Devices For Safety Valve
69	Check Valve
70	Ball Shut-Off Valve For Safety Valve
71	Angle Valve
72	Filter
73	Angle Valve
74	Changeover Devices For Safety Valve
75	Ball Shut-Off Valve For Safety Valve
76	Shut Off Valve
77	Shut Off Valve
78	Angle Valve
79	Thermostatic Valve
80	Pressure Switch
81	Exspansion Valve
82	Temperature Transducer
83	Pressure Switch
84	Pressure Switch
85	Pressure Switch
86	Pressure Switch
87	Pressure Switch
88	Exspansion Valve
89	Angle Valve
90	Angle Valve
91	Angle Valve
92	Differential Valve
93	Oil Separator
94	Oil Reserve
95	Exchanger
96	Pressure Switch
97	Safety Valve
98	Safety Valve
99	Safety Valve
100	Safety Valve
101	Safety Valve
102	Liquid Receiver 200 lt
103	Solenoid
104	Gauge
105	Shut Off Valve
106	Ball Shut-Off Valve For Safety Valve
107	Shut Off Valve
108	Shut Off Valve
109	Level Sensor
110	Oil Regulator
111	Gauge
112	Gauge

	MT COMPRESSOR MODEL	DANFOSS INVERTER MODEL (IP20)
A	COMPR. 4JTE-10K 40P	FC103 134F7676 24A/11kW/400V
	COMPR. 4HTE-15K-40P	FC103 134F7489 32A/15kW/400V
	COMPR. 4GTE-20K-40P	FC103 134F7678 44A/22kW/400V
	COMPR. 4FTE-20K-40P	FC103 134F7679 61A/30kW/400V
	COMPR. 4DTE-25K-40P	
	COMPR. 4CTE-30K-40P	FC103 134F7680 73A/37kW/400V

	MT COMPRESSOR MODEL
B	COMPR. 4JTE-10K 40P (3-4X)
	COMPR. 4HTE-15K-40P (3-4X)
	COMPR. 4GTE-20K-40P (3-4X)
	COMPR. 4FTE-20K-40P (3-4X)
	COMPR. 4DTE-25K-40P (3-4X)
	COMPR. 4CTE-30K-40P (3-4X)

	LT COMPRESSOR MODEL	DANFOSS INVERTER MODEL (IP20)
C	COMPR. 2JSL-2K 40S (3X)	FC103 134F7669 7,2A/3KW/400V
	COMPR. 2HSL-3K 40S (3X)	FC103 134F7670 10A/4KW/400V
	COMPR. 2GSL-3K 40S (3X)	
	COMPR. 2FSL-4K 40S (3X)	FC103 134F7665 13A/5,5KW/400V
	COMPR. 2ESL-4K 40S (3X)	FC103 134F7663 16A/7,5KW/400V
	COMPR. 2DSL-5K 40S (3X)	
	COMPR. 2CSL-6K 40S (3X)	FC103 134F7676 24A/11KW/400V

-	OPTIONS DESCRIPTION
E	HOT GAS BYPASS
F	BACKUP CONTROL
G	LIQUID LEVEL ALARM
H	BACKUP HPV VALVE
I	BACKUP FLASH GAS VALVE
J	BACKUP CONDENSING UNIT R134a
K	OIL SEPARATOR BYPASS
L	CHANGEOVER VALVE
M	SECOND SUCTION MT SAFETY VALVE

N	HPV VALVE MODEL See configuration document for details
O	FLASH GAS VALVE MODEL See configuration document for details
P	LIQUID LINE See configuration document for details
Q	SUCTION LINE LT See configuration document for details
R	SUCTION MT SAFETY VALVE See configuration document for details
S	LIQUID LINE SAFETY VALVE See configuration document for details

OPTIONAL J **CONDENSING UNIT BACK UP UNIT**

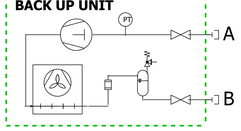

CAREL CONTROLLER

When both depicted, changeover safety valves available as an option in replacement of single safety valve
LIQUID LINE, either 45BAR or 60BAR
MT SUCTION LINE, either 45BAR or 53BAR

- - - - - - (-) **ADDITIONAL DETAILS ON CONFIGURATION DOCUMENT**

- - - - - - (-) **OPTION**

Note:

Epta	.A Ver. 00	Project	SCHEMA EC93 5(4)+3GR CAREL
	Drawn by FOLTRAA Date 22/04/2022	Customer	
		Nation	Site

Designed by Epta
Certification Reference 46105089/38533000/39716090
Power Supply 400V / 3ph / 50Hz

Use and copy prohibited without our written consent - Exploitation et reproduction interdites sans notre autorisation écrite - L'uso e la riproduzione sono proibite senza la nostra autorizzazione scritta
All dimensions are external where not specified - Toutes cotations externes sauf spécification - Tutte le dimensioni sono riferite all'esterno se non specificato.